



Education is the seed to success. Learning and imparting knowledge gets innovative by the day with the infrastructure and the learning space keeping pace with such ever changing times.

We design and engineer furniture for the academic space that enables contemporary learning while perfectly equipping the gurus and the disciples.

Our top notch academic furnishing solutions encompass every infrastructure setup possibly imaginable.

Balancing
Comfort
& Functionality

CONTENT

04

INTRODUCTION

About us.....04
Design Thinking...06
Certifications...07

11

CLASSROOMS

Xenon.....12
Graduate.....20
Click Class.....26
Kurv.....32
Taurus.....36
Phoenix.....38
Krypton.....40
Slick.....42
Perform.....44
Polaris.....50

56

CLASSROOM CHAIRS

Genius.....58
Data.....59
Leaf.....60
Forum.....62
Alpha.....63
Smart.....64
Magna.....65
Loop.....66
Zella.....67

68

AGILE CLASSROOMS

Sirius.....70
Orion.....82
Glide.....90
Genius.....100
Magna.....102
Forum.....104
Data.....106
Leaf.....108
Loop.....110
Products.....112

122

LIBRARY

Library.....122

194

HOSTEL

Hostel.....194

220

ADMINISTRATION AREA

Admin Area.....220

260

CAFETERIA

Cafeteria.....260

284

RECEPTION AREA

Reception.....284

308

AUDITORIUM

Auditorium.....308

318

LAB

Lab.....318

324

SPORTSROOM

Sportsroom...324

332

FINISHES

Finishes...332

Who we are

Incorporated in 1965 Featherlite is one of the leading furniture manufacturing organization in India today, providing complete office furniture solutions for all segments of the market through its strong base of direct and franchisee offices present across 62 locations in India.

Featherlite Core expertise lies in manufacturing and marketing extremely innovative, cost effective and customized office furniture such as modular work stations, chairs, partitions, desks, conference tables, educational, laboratory, retail furnitur, soft seating and fixtures.

Featherlite has demonstrated Execution of mega and multi location projects without compromising on requirements of the customers. The company manufactures more than 50,000 chairs and 12,000 workstations in a month. Operating from factory space spanning more than 3 lakh sq. feet, the company has over 10,000 esteemed customers pan India including giants like Cognizant, Mercedes, Hindustan Unilever, Caterpillar etc.

over 8 million Chairs and

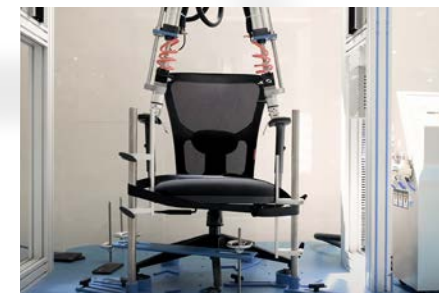
20 lakh Workstations installed

over 50 million sqft of office space fitted across India

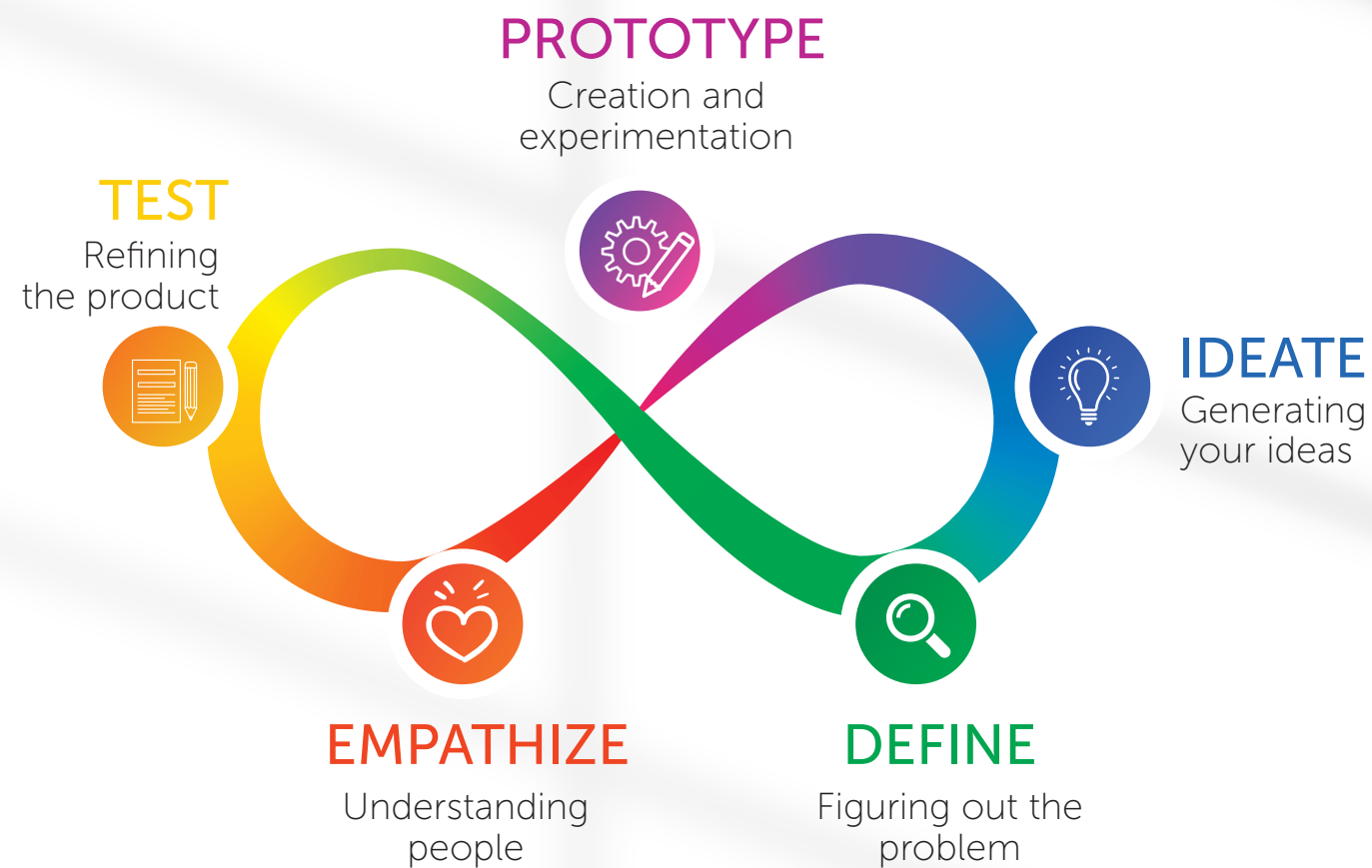
over 20,000 corporate customers across India

over 4.25 lakh sqft Factory space

over 1lakh sqft Warehousing space



DESIGN THINKING



Global Standards & Certifications

Featherlite is a member of BIFMA and is one of the leading Indian brands offering environmentally sustainable products as per ANSI/BIFMA e3-2014 standards. BIFMA compliance gives manufacturers, suppliers, architects, designers and government agencies a benchmark for production of sustainable office / institutional furniture and seating products. This mark establishes performance criteria that address environmental, economic and social aspects throughout the supply chain.

Our commitment towards quality industrial practices, environmental and social impact



Green Guard Gold certification from UL Environment indicates that material process or finished product meets extremely rigorous standards for low emission of volatile organic compounds (VOCs)

Major Educational Clients



Client logos are registered trademark of respective companies and these are used here for client list representation purpose only.

100% Solar

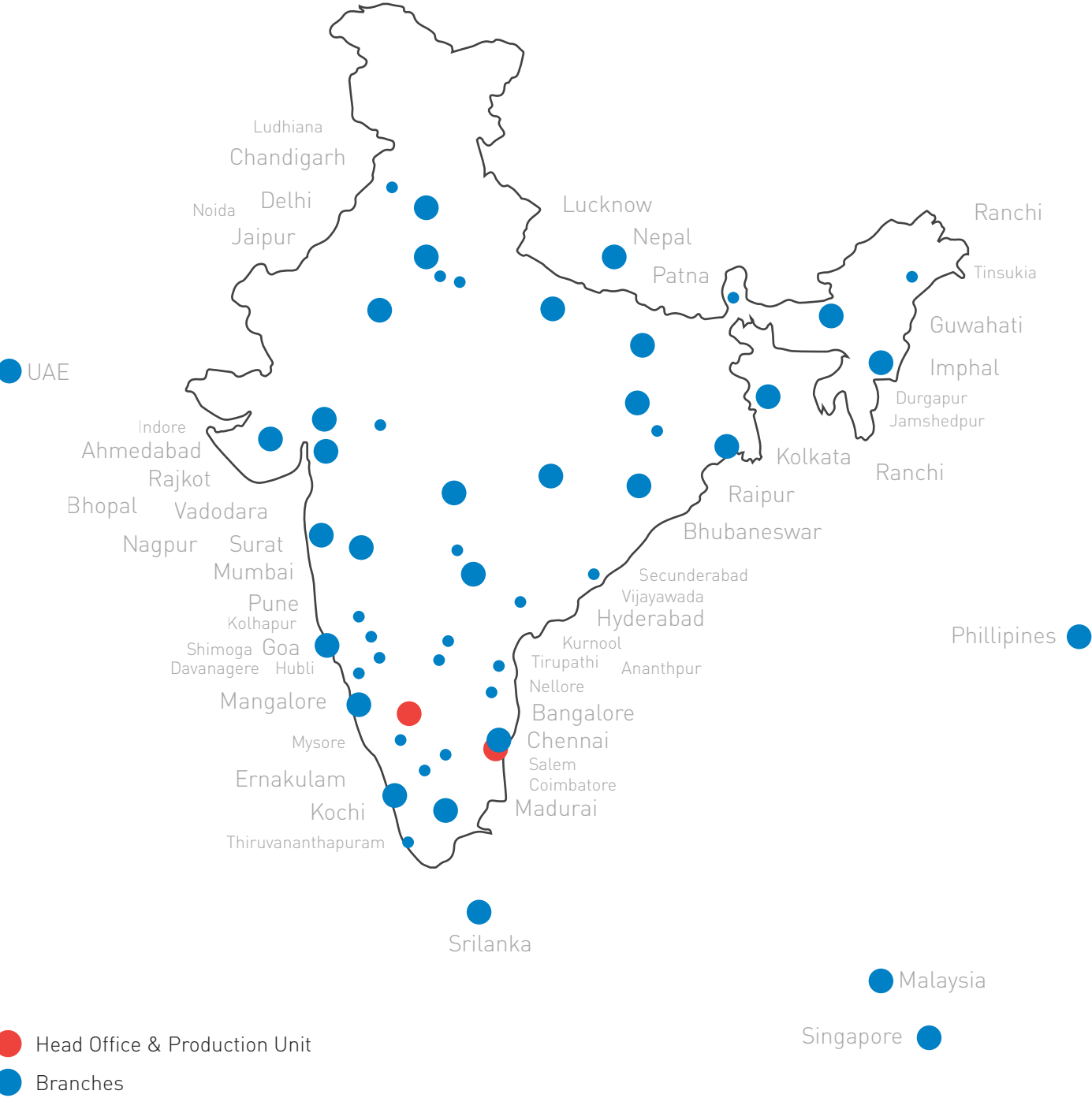
Featherlite, besides being a leading Furniture Manufacturer in India is also a responsible Corporate Citizen. The Company is one of the first manufacturing unit in the state of Karnataka to not only sign an MOU with the State Government but also to implement and generate 1 MW Solar Rooftop Photovoltaic system (SRTPV) on an industrial building.

The "State of the Art" manufacturing unit located at Hejjala, 20km from Bangalore has a rooftop area of 1 Lakh sq. ft. The Company has utilized every available roof space including canteen, two wheeler stand, car parking roof and canopies besides the main manufacturing unit in order to maximize the power generation & generates over 1MW of Solar Power.

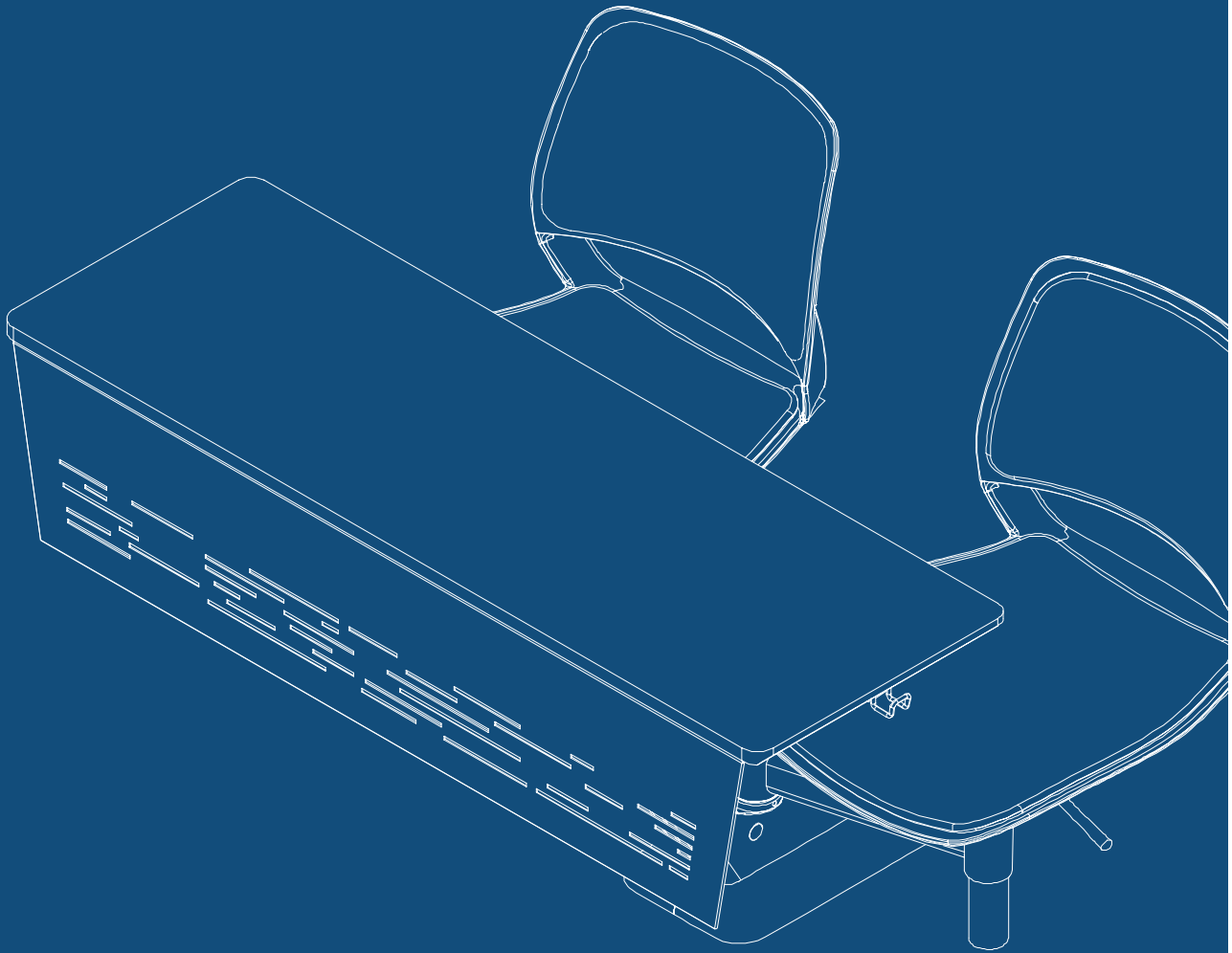
A total number of 3,000 solar panels each generating 320Wp of power per day and 16 string invertors support the power generation and transmission to Power Receiving Yard. The system has been integrated with state power supply board and surplus power generated is fed into the grid. The system will produce 1.5 million units per annum of which 0.5 million units will be fed into the grid lighting scores of house holds. This major initiative by the company has reaffirmed Group's commitment to minimizing environment degradation by reducing Carbon Footprint and helping the Government to achieve "Electricity for All" by 2020 goal set by the Prime Minister.



PAN India & International Network



CLASSROOMS



XENON

Dedicated to every venture, our central aim is to captivate intellectual capacities and revitalize spaces with the unique ability to empower individuals for success within and transcending the conventional classroom boundaries. This process nurtures a lasting passion for the ceaseless journey of learning.

Our groundbreaking Xenon product epitomizes this commitment, seamlessly optimizing space utilization with its single-leg mount, employing minimal and recyclable materials. Its design ensures both simplicity in installation and a sustainable impact, echoing our enduring devotion to fostering enriched environments and minds.

XENON - LEAF



XENON - LOOP



XENON - DATA





Accessories




Bag Hook



Power Socket



Lever - Height Adjustable



Swing



POWDER COATING



Silver Grey



Dark Grey



Feather White



Moon Light Grey

LAMINATE



Silver Grey



Thansau Maple



Everest White



Highland Pine

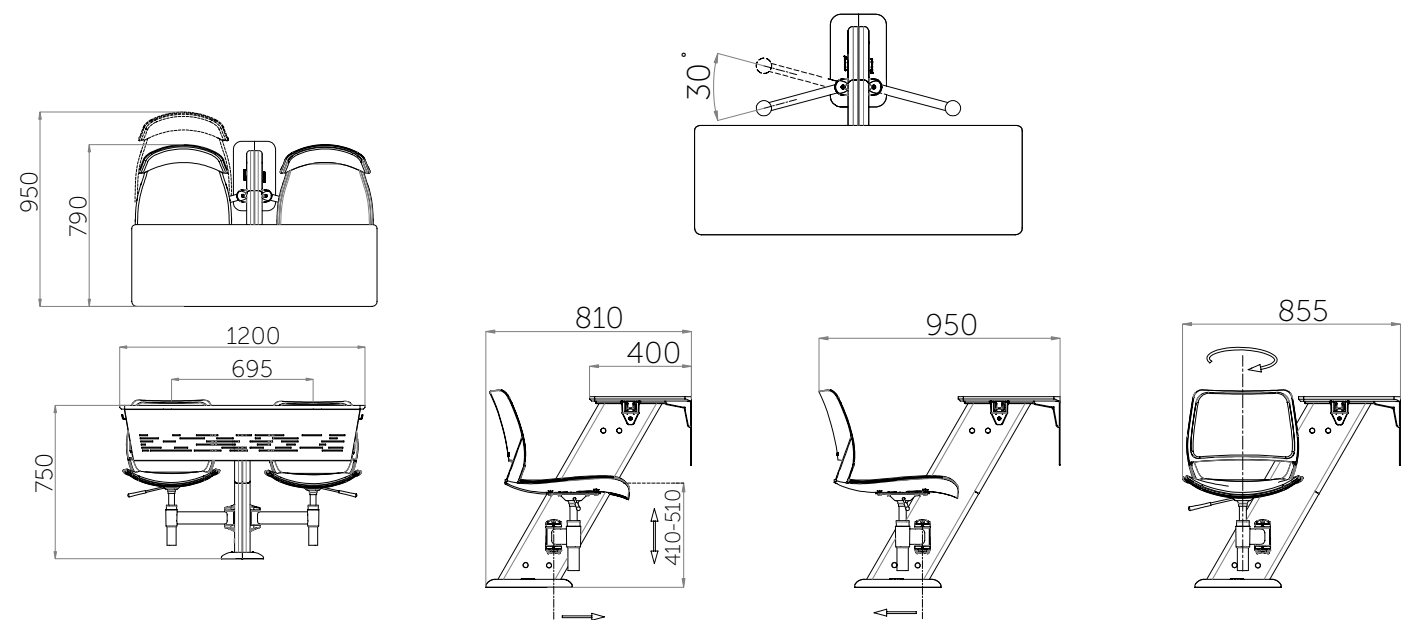
AVAILABLE MATERIAL:

PLB/MDF/PLY: Thansau maple, Everest White, Silver Grey, Highland Pine
Hydro-Shield: Ice beach, Everest white, Gothic grey



TECHNICAL DETAILS

2 SEATER




XENON - LECTURE THEATRE

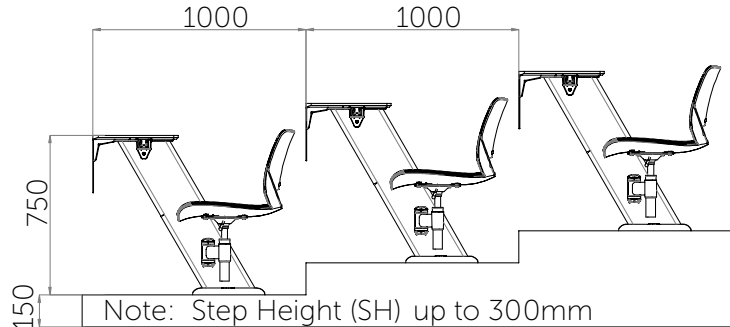
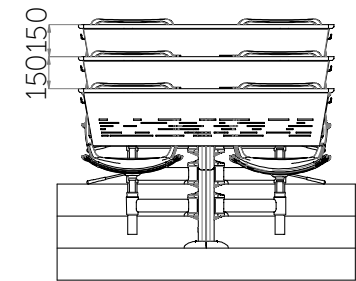
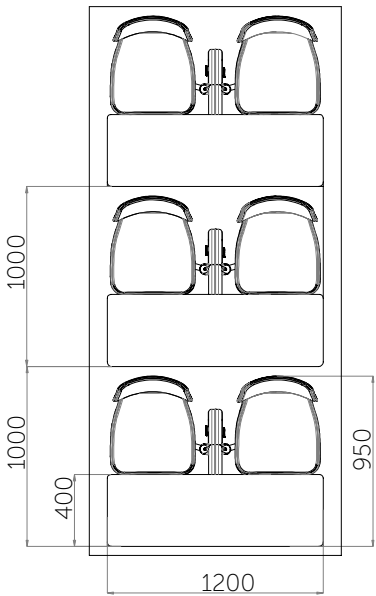
View 1



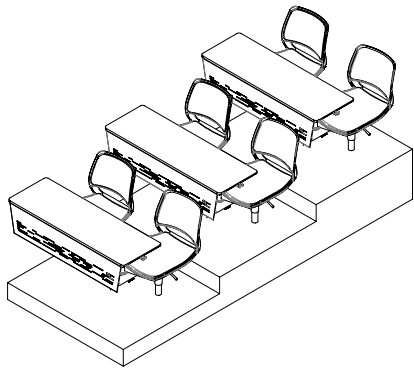
View 2



TECHNICAL DETAILS



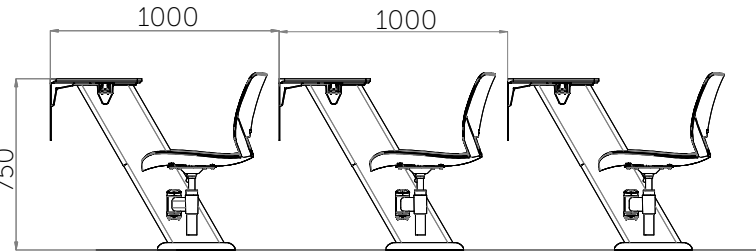
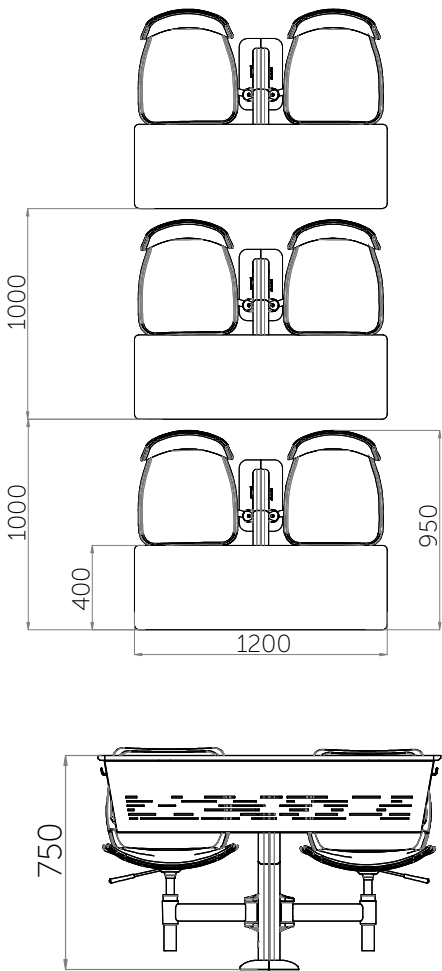
Note:
For installing this Product - The Floor shall be of a
RCC floor of 3 to 4 inches thickness minimum.



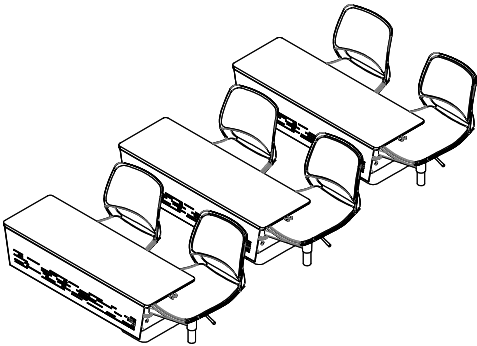
XENON - CLASSIC SEATING



TECHNICAL DETAILS



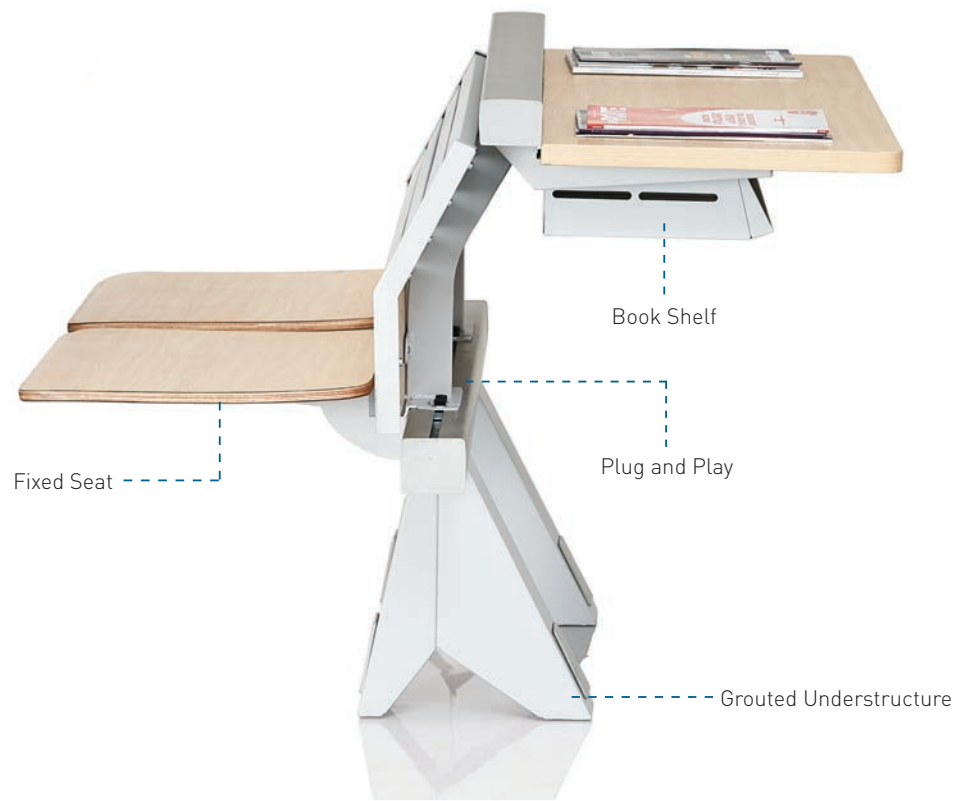
Note:
For installing this Product -
The Floor shall be of a RCC floor of 3 to 4 inches
thickness minimum.



GRADUATE

Featherlite Learning brings forth a seamless blend of academia and innovation, curating an ideal milieu for continual knowledge assimilation. Rooted in our exhaustive educational and interactive learning space research with ergonomics, we possess the prowess to cater to a spectrum of learning aptitudes. Through synergistic partnerships with esteemed educational institutions and organizations, we conscientiously assess outcomes, channelling deep insights to design human-centric solutions.

Our products, fostering holistic well-being and unparalleled engagement in the pursuit of knowledge, harmonize seamlessly with our integrated, adaptable seating and table system. Crafted from a synergy of steel and aluminum, this load-bearing structure offers flexibility, sturdiness, and effortless installation, ensuring a transformative learning experience. With its seat edge curvature, it delivers a comfortable sitting experience that facilitates smooth blood circulation, rendering it perfect for the sharing of knowledge.



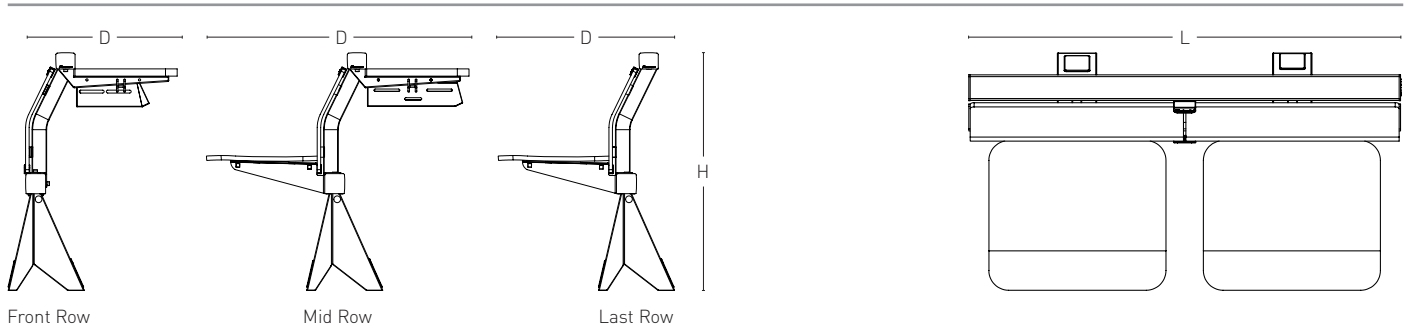
BENEFITS

Premium design using a combination of aluminium, steel & plywood.
Ergonomic design ensures correct posture for writing, reading & using a laptop.
Set of front, middle & reare seats. Middle unit is a combination of desk & seat optimising space.
Option of power sockets under the desk for usage of laptops etc.
Available in 2, & 3 seater combinations.
Straight. Adaptable to stepped floor plans upto 200mm

GRADUATE METAL




GRADUATE WOODEN



2 Seater - Front Row: 1100 (L) x 580 (D) x 815 (H) | Mid Row: 1100 (L) x 900 (D) x 815 (H) | Last Row: 1100 (L) x 600 (D) x 815 (H)
3 Seater - Front Row: 1650 (L) x 580 (D) x 815 (H) | Mid Row: 1650 (L) x 900 (D) x 815 (H) | Last Row: 1650 (L) x 600 (D) x 815 (H)

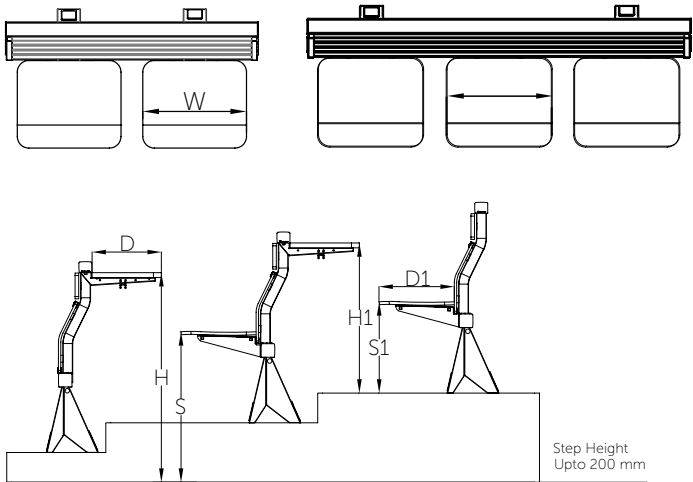
GRADUATE - LECTURE THEATRE



TECHNICAL DETAILS

Dimensions For Lecture Theatre

	Composite Modesty	Wooden Modesty
Desk Height from ground (H)	750-950	750-950
Desk Height from step (H1)	750	750
Desk Depth (D)	300-400	300-400
Seat Depth (D1)	380	380
Seat Height from ground (S)	450-650	450-650
Seat Height from Step (S1)	450	450
Seat width (W)	450	450




Note:
For installing this product - The Floor shall be a RCC floor of 3 to 4 inches thick minimum.

GRADUATE - CLASSIC SEATING

View 1

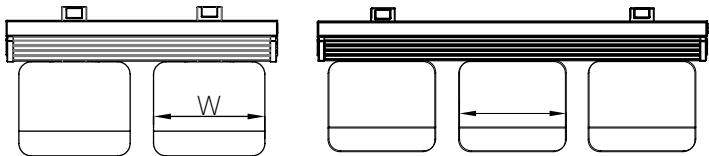


View 2

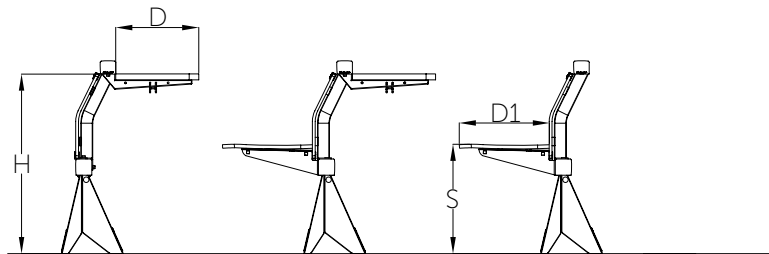


TECHNICAL DETAILS

Dimensions For Classic Classroom



	Composite Modesty	Wooden Modesty
Desk Height (H)	750	750
Desk Depth (D)	300-400	300-400
Seat Depth (D1)	380	80
Seat Height (S)	450	450
Seat width (W)	450	450



Note:
For installing this product - The Floor shall be a RCC floor of 3 to 4 inches thick minimum.

POWDER COATING

- Silver Grey
- Dark Grey
- Feather White
- Moon Light Grey

LAMINATE

- Silver Grey
- Thansau Maple
- Everest White
- Highland Pine

AVAILABLE MATERIAL:

PLB/MDF/PLY: Thansau maple, Everest White, Silver Grey, Highland Pine
Hydro-Shield: Ice beach, Everest white, Gothic grey

CLICK

Guided by an unwavering commitment, we engage in creating spaces that not only stimulate intellectual prowess but also breathe life into environments primed to equip individuals for triumphs spanning both traditional classrooms and beyond. Instilling an enduring passion for lifelong learning is our core ambition.

Introducing 'Click with Cushion', an innovative educational solution. Embodying foldable seats and optimal space utilization, it adapts seamlessly as a 2, 3, or 4-seater arrangement. With customizable desk depth, efficient wire management, and added cushioned comfort, it harmonizes practicality with comfort, enhancing the learning experience.

CLICK - CUSHION SEAT



CLICK WOODEN SEAT



Features



Bag Hook



Power Socket



Cushion Seat



Foldable Seat



Wooden Seat



POWDER COATING



Silver Grey



Dark Grey



Feather White



Moon Light Grey

LAMINATE



Silver Grey



Everest White



Thansau Maple



Highland Pine

AVAILABLE MATERIAL:

PLB/MDF/PLY: Thansau maple, Everest White, Silver Grey, Highland Pine
Hydro-Shield: Ice beach, Everest white, Gothic grey

CLICK - LECTURE THEATRE

View 1



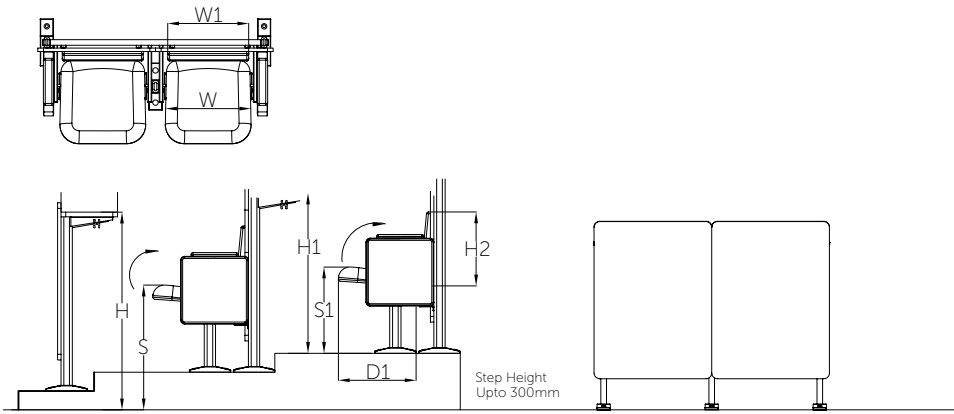
View 2



TECHNICAL DETAILS

Dimensions For Click - Cushion

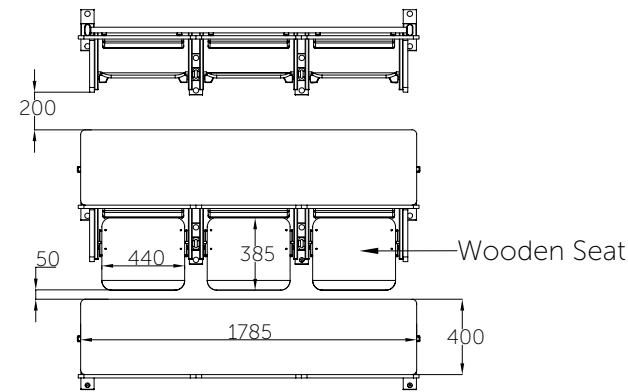
	Cushion Seat
Desk Height from ground (H)	750-1050
Desk Height from step (H1)	750
Desk Depth (D)	300-400
Seat Depth (D1)	450
Seat Height from ground (S)	450-750
Seat Height from Step (S1)	450
Seat width (W)	450
Back rest Width (W1)	430
Back rest Height (H2)	340



Note:
For installing this product - The Floor shall be of a RCC floor of 3 to 4 inches thick minimum.

Dimensions For Click - Wooden

	Wooden Seat
Desk Height from ground (H)	750-1050
Desk Height from step (H1)	750
Desk Depth (D)	300-400
Seat Depth (D1)	385
Seat Height from ground (S)	450-750
Seat Height from Step (S1)	450
Seat width (W)	440
Back rest Width (W1)	430
Back rest Height (H2)	340



CLICK - CLASSIC SEATING

View 1



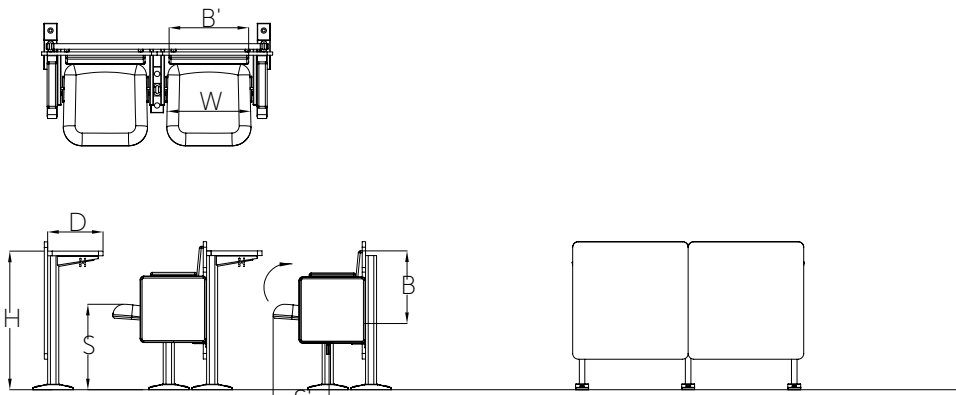
View 2



TECHNICAL DETAILS

Dimensions For Click - Cushion

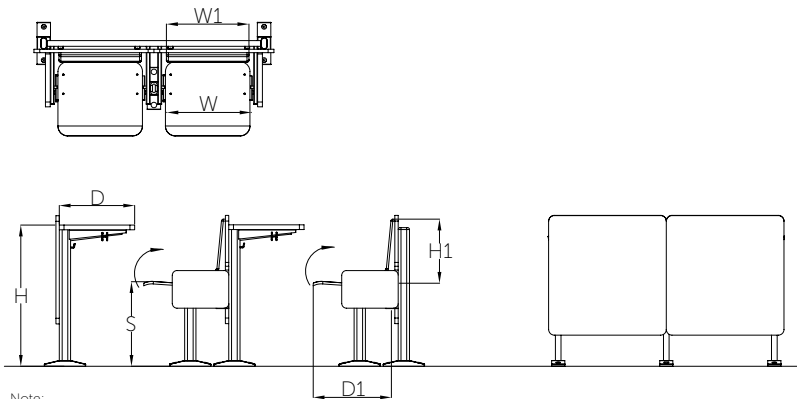
	Cushion Seat
Desk Height (H)	750
Desk Depth (D)	300-400
Seat Depth (D1)	450
Seat Height (S)	450
Seat width (W)	450
Back rest Width (W1)	430
Back rest Height (H1)	340



Note:
For installing this product - The Floor shall be of a RCC floor of 3 to 4 inches thick minimum.

Dimensions For Click - Wooden

	Wooden Seat
Desk Height (H)	750
Desk Depth (D)	300-400
Seat Depth (D1)	385
Seat Height (S)	450
Seat width (W)	440
Back rest Width (W1)	430
Back rest Height (H1)	340



Note:
For installing this product - The Floor shall be a RCC floor of 3 to 4 inches thick minimum.

KURV

Our designs boast highly mobile and adaptable furniture, apt for swiftly transitioning between diverse learning modes, catering to the students’ wide-ranging requirements. This dynamic furnishing ensures seamless shifts between individual tasks, collaborative projects, group dialogues, and interactive engagements.

Among these innovations, the Kurv Class product stands out, featuring a curved rotatable table top aligned with the classroom’s curvature. It suits both flat and step-floor settings, accommodating concave and convex seating layouts, complete with modular design and easy assembly. This facilitates an optimal classroom arrangement that harmonizes with our commitment to versatile and engaging learning spaces.



Features



Book Shelf ☒



Power Socket ☒



Adjustable Kurv ☒

POWDER COATING

- ☐ Silver Grey
- ☐ Dark Grey
- ☐ Feather White
- ☐ Moon Light Grey

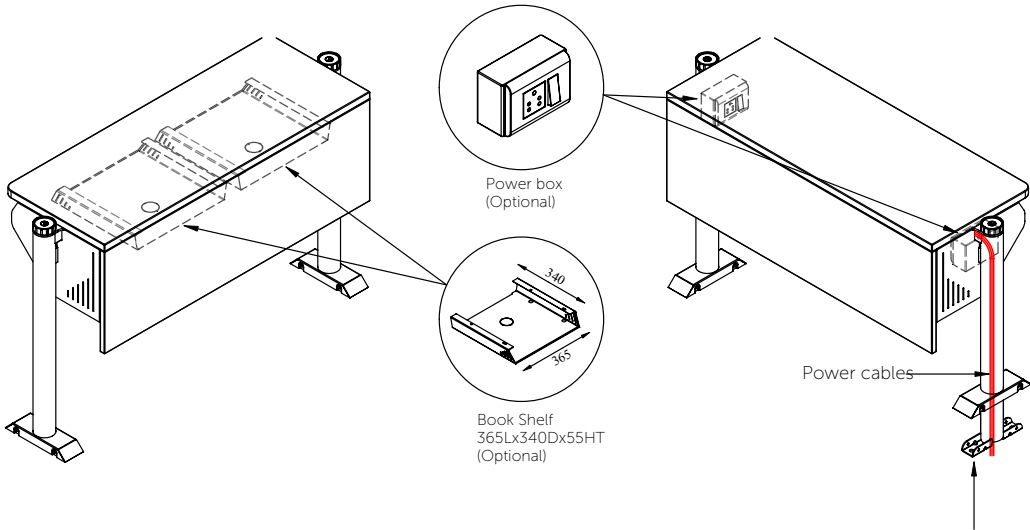
LAMINATE

- ☐ Silver Grey
- ☐ Thansau Maple
- ☐ Everest White
- ☐ Highland Pine

AVAILABLE MATERIAL:

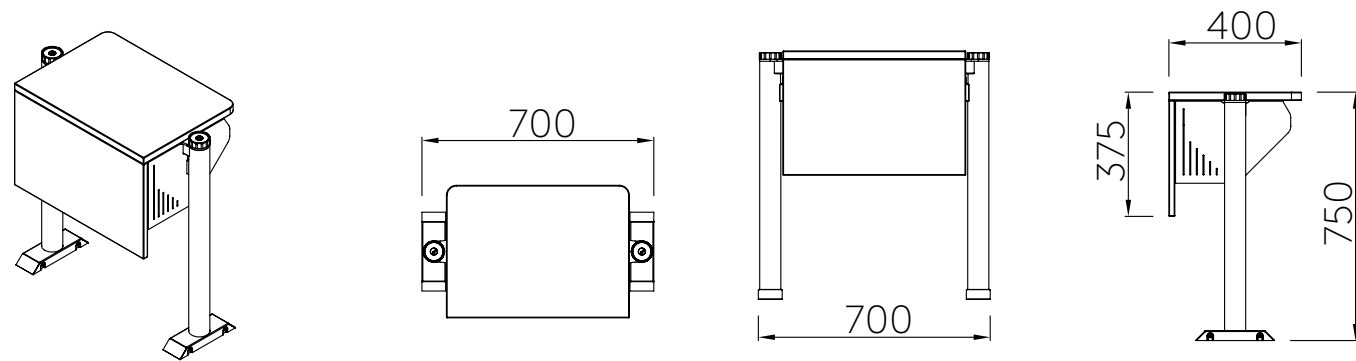
PLB/MDF/PLY: Thansau maple, Everest White, Silver Grey, Highland Pine
Hydro-Shield: Ice beach, Everest white, Gothic grey

TECHNICAL DETAILS



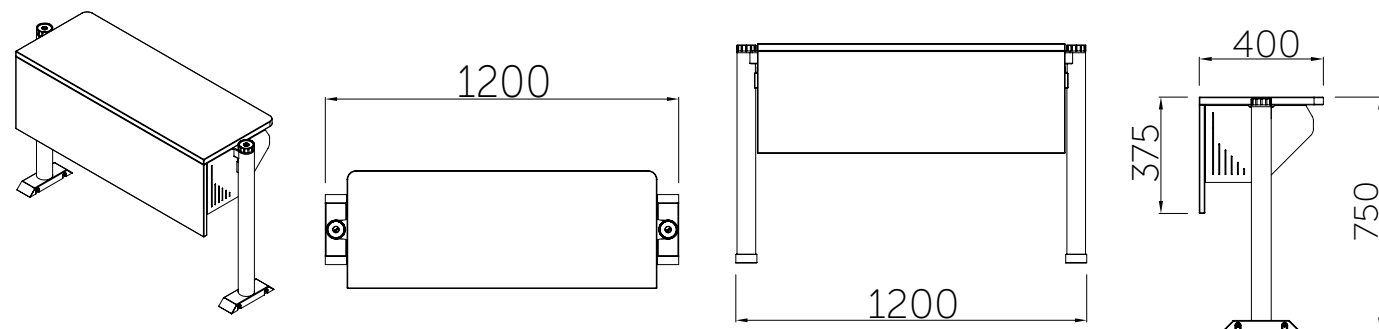
1 SEATER

TECHNICAL DETAILS



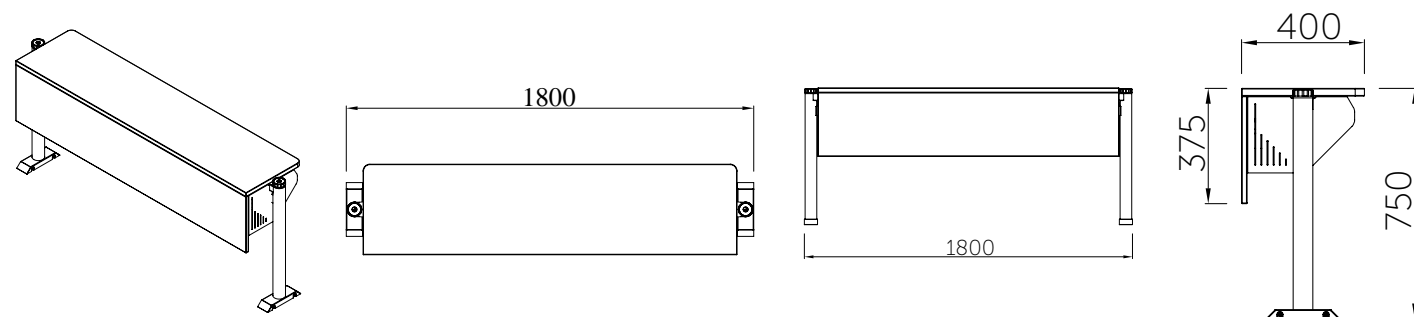
2 SEATER

TECHNICAL DETAILS



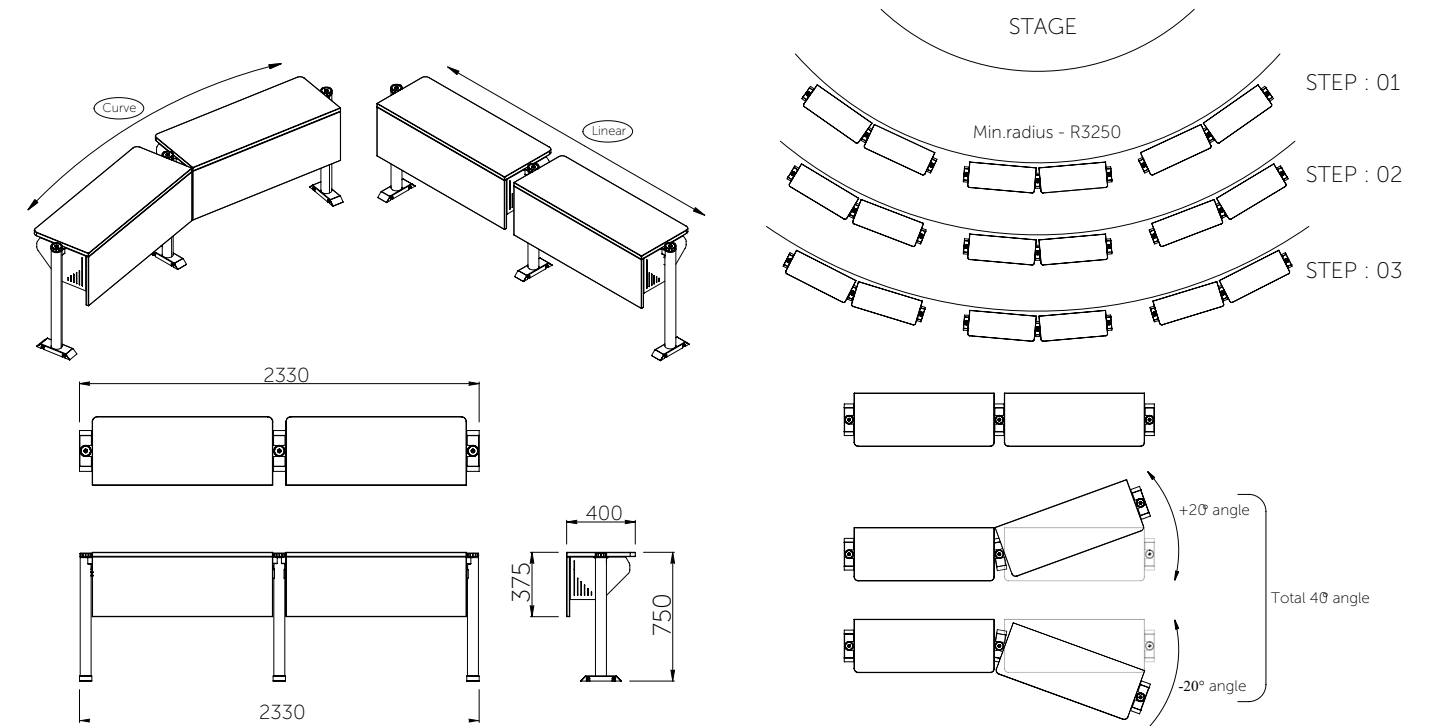
3 SEATER

TECHNICAL DETAILS



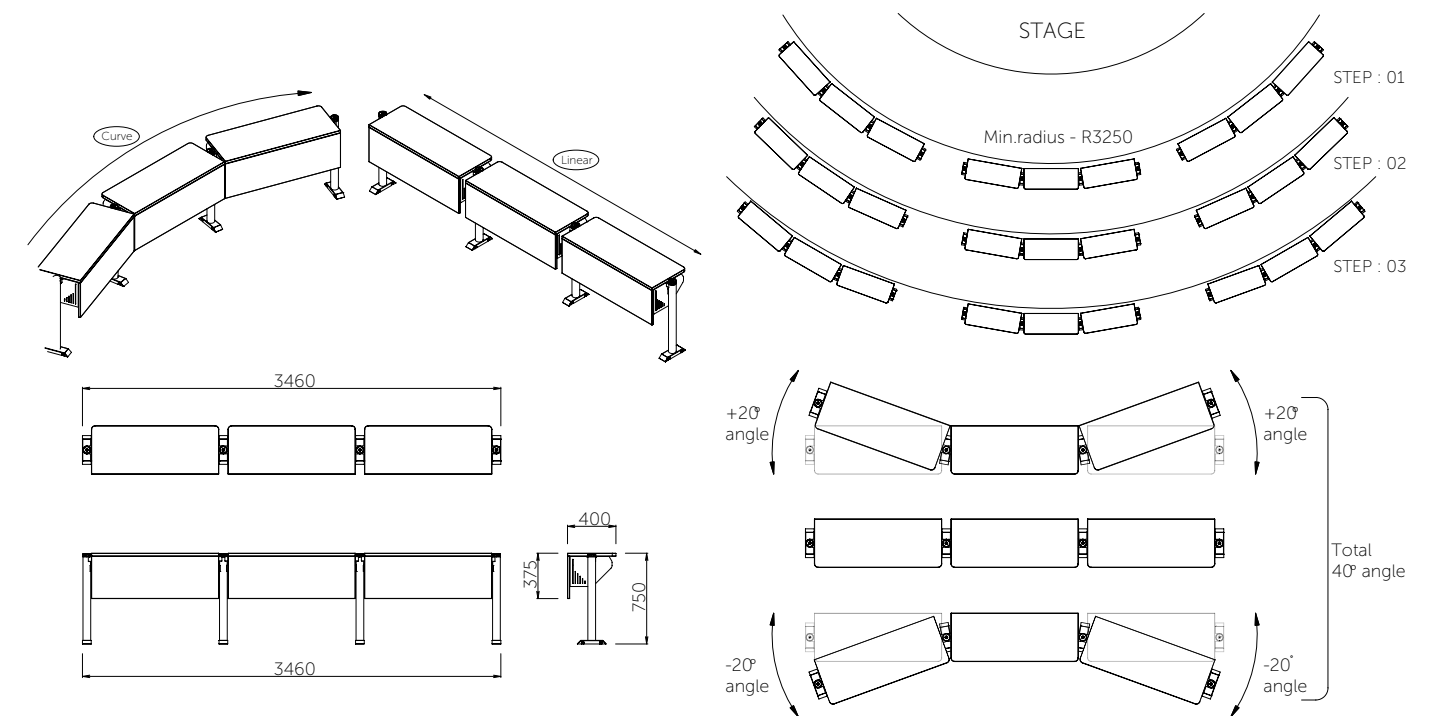
TECHNICAL DETAILS

2+2 SEATER



TECHNICAL DETAILS

2+2+2 SEATER



TAURUS

In the pursuit of optimal learning, meticulous design shapes the physical environment for co-learning, co-creation, and open discourse, unlocking active learning’s full potential. Deliberate crafting renders the space conducive to collaborative pursuits, inspiring student engagement, idea exchange, and collective knowledge construction. Flexibility reigns supreme in the layout, fostering adaptability through versatile furniture arrangements and dedicated zones for group endeavors, brainstorming, and dynamic dialogues.

Introducing the “TAURUS Class” product: a robust marvel with a powder-coated metal understructure, a 25mm thick Prelam particle board tabletop, and an 18mm bookshelf. Metal brackets cloak the bookshelf’s sides; options for 2 or 3-seater combinations include default bag hooks, modular, flat-pack, and knock-down design, catering to peer-to-peer learning and reconfigurable study. This DIY setup not only saves space but also maximizes your investments..



POWDER COATING

- Silver Grey
- Feather White

- Dark Grey
- Moon Light Grey

LAMINATE

- Silver Grey
- Everest White
- Thansau Maple
- Highland Pine

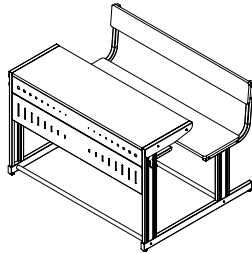
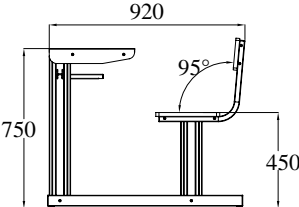
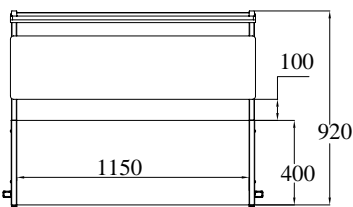
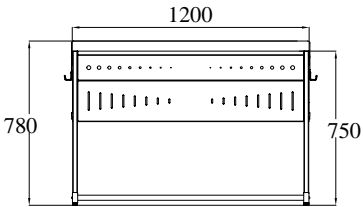
AVAILABLE MATERIAL:

PLB/MDF/PLY: Thansau maple, Everest White, Silver Grey, Highland Pine
Hydro-Shield: Ice beach, Everest white, Gothic grey



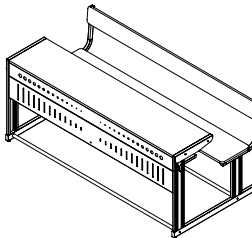
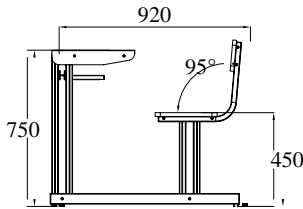

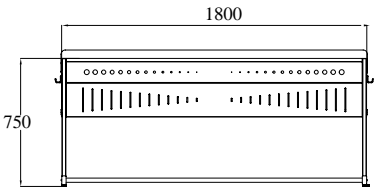
TECHNICAL DETAILS

2 SEATER



TECHNICAL DETAILS

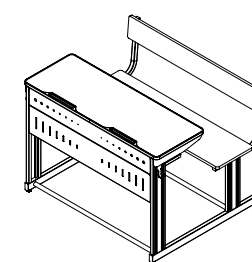
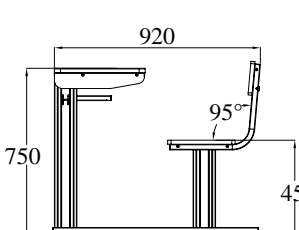
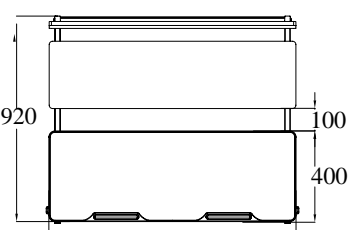
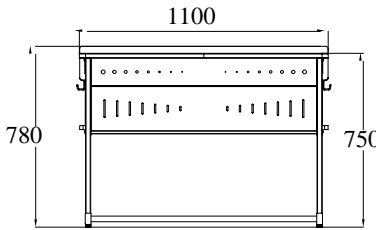
3 SEATER



TECHNICAL DETAILS

2 SEATER

TOUGH TOP



PHOENIX

School furniture is pivotal in shaping students’ learning experiences. Modern designs focusing on individual student needs have proven beneficial by fostering collaboration, enhancing comfort, stimulating creativity, and boosting productivity. Flexible and ergonomic furniture solutions empower educational institutions to customize learning spaces, facilitating seamless transitions between diverse teaching methods. The Featherlite Phoenix educational furniture table exemplifies this approach, offering innovative features like a metal bag hook, metal modesty panel, and a convenient bookshelf.

These additions enhance organization and efficiency in the classroom, addressing both practical and storage needs. Moreover, the table provides the option to integrate electrical components, supporting contemporary educational methods through seamless technology integration. The Featherlite Phoenix table represents a significant stride in creating student-centric, conducive learning environments. Its adaptability resonates with the changing landscape of education and how students interact with learning materials, making it an ideal choice for modern classrooms.



POWDER COATING

- Silver Grey
- Dark Grey
- Feather White
- Moon Light Grey

LAMINATE

- Silver Grey
- Thansau Maple
- Everest White
- Highland Pine

AVAILABLE MATERIAL:

PLB/MDF/PLY: Thansau maple, Everest White, Silver Grey, Highland Pine
Hydro-Shield: Ice beach, Everest white, Gothic grey




Features



Bag Hook ☒

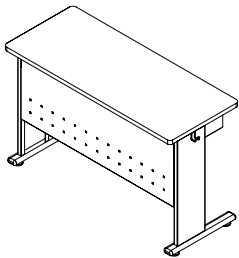
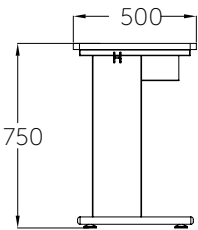
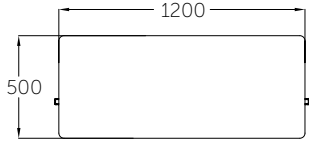
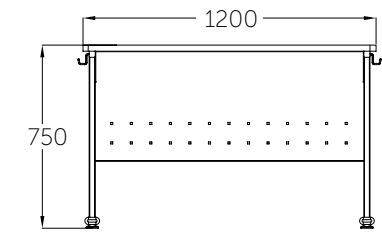


Book Shelf ☒



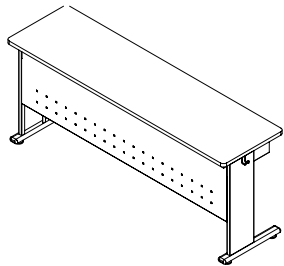
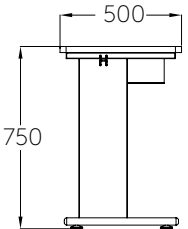
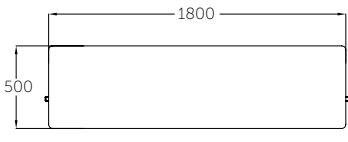
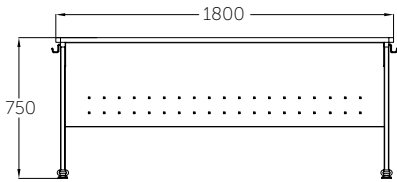
Power Socket ☒

TECHNICAL DETAILS



2 SEATER

TECHNICAL DETAILS



3 SEATER

KRYPTON

Educators and school administrators are continually seeking innovative ways to improve student engagement, productivity, and well-being. Often overlooked, school furniture plays a vital role in creating dynamic and student-centric learning environments. In this transformative shift, the “Krypton” desk and bench system emerges as a cutting-edge solution. The “Krypton” features robust end frames crafted from 25mm square feet of durable 16-gauge material, supported by 25mm square cross beams.

This design combines efficiency and long-lasting reliability, aligning with cost-effectiveness. Versatility is a key attribute of the “Krypton” product, offering the choice of attaching a bookshelf to cater to individual preferences and classroom requirements. Moreover, the “Krypton” prioritizes student comfort and convenience with its slanted backrest and tabletop, ensuring enduring support during extended study sessions. This design allows students to maintain focus without the discomfort that can hinder their learning experience.



POWDER COATING

- Silver Grey
- Dark Grey
- Feather White
- Moon Light Grey

LAMINATE

- Silver Grey
- Thansau Maple
- Everest White
- Highland Pine

AVAILABLE MATERIAL:

PLB/MDF/PLY: Thansau maple, Everest White, Silver Grey, Highland Pine
Hydro-Shield: Ice beach, Everest white, Gothic grey



Features

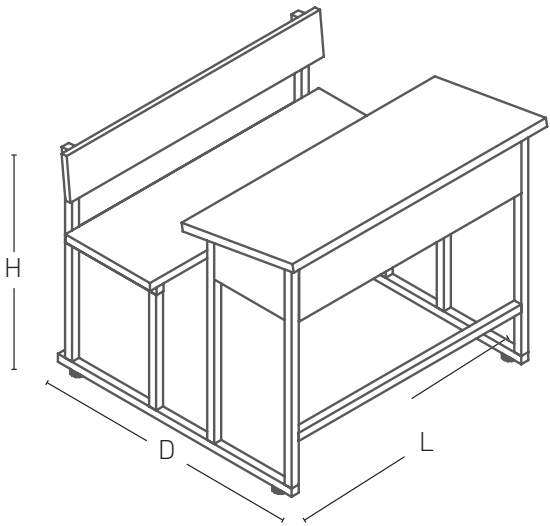


Bag Hook ☒



Book Shelf ☒

TECHNICAL DETAILS



2 Seater - 1200 (L) x 900 (D) x 720 (H)
3 Seater - 1800 (L) x 900 (D) x 720 (H)

SLICK

Modern school furniture places a strong emphasis on ergonomics and student well-being. The “Slick Series” is a versatile furniture solution designed to prioritize comfort and practicality. Its agile design includes high-pressure aluminum die-cast connectors for strength and flexibility in assembly, while its flat packaging simplifies setup.

Additionally, the “Slick Series” offers practical features like a wire tray for storage, a well-thought-out stationery tray, and a convenient bag hook welded onto the table’s side beams. These elements enhance usability and comfort in the learning environment. This series doesn’t just focus on aesthetics; it embodies holistic comfort and practicality, aligning with the belief that an ideal learning space should promote comfort and effective knowledge absorption. Adjustable components cater to individual student needs, fostering a sense of ownership over the learning experience.



POWDER COATING

- Silver Grey
- Dark Grey
- Feather White
- Moon Light Grey

LAMINATE

- Silver Grey
- Thansau Maple
- Everest White
- Highland Pine

AVAILABLE MATERIAL:

PLB/MDF/PLY: Thansau maple, Everest White, Silver Grey, Highland Pine
Hydro-Shield: Ice beach, Everest white, Gothic grey

Features



Bag Hook ☒



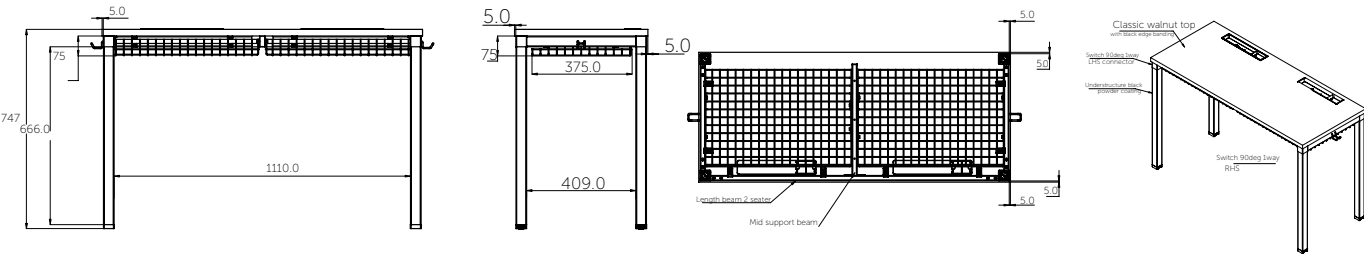
Book Shelf ☒



Pencil Tray ☒

TECHNICAL DETAILS

2 SEATER



PERFORM CURVATURE - MAGNA CHAIR



Core:
Compass that establishes values
What you believe
What believe is RIGHT
What's central to you as a person
CENTRAL · INTERNAL · YOU

Value?
Measure of worth
How much you believe
VALUE → MORE AUTHENTIC
COMMITMENT → CHANGE VALUES
Things you hold in life as utmost important

CORE + VALUES = what's in your bones
Important. Why?
Once you have these ideas set - you have a FOUNDATION - that gives you a compass.
THINK · SAY · DO
Once you believe in something you can't be knocked off your path in your decisions.

1 RULE
- must be AUTHENTIC

PERFORM CURVATURE - ALPHA CHAIR




PERFORM



POWDER COATING



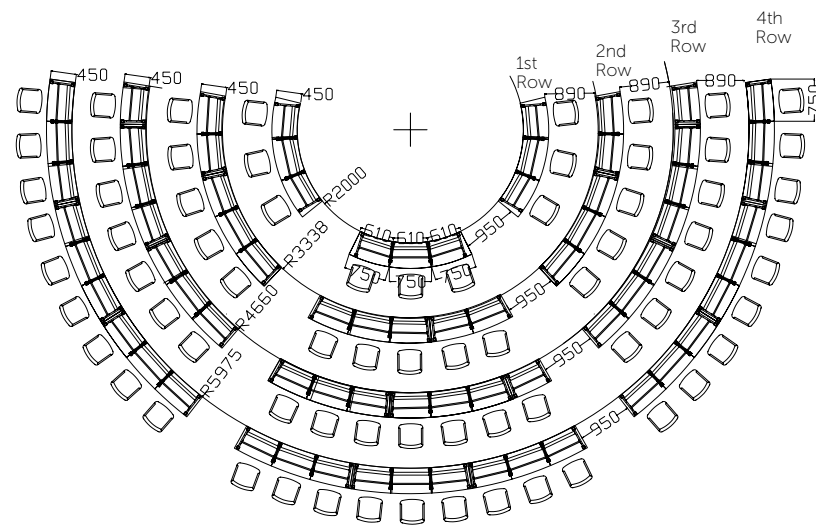
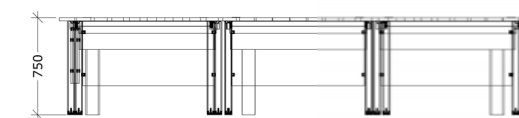
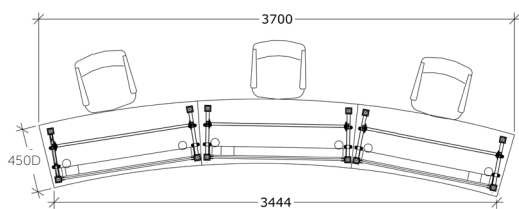
LAMINATE



AVAILABLE MATERIAL:

PLB/MDF/PLY: Thansau maple, Everest White, Silver Grey, Highland Pine
Hydro-Shield: Ice beach, Everest white, Gothic grey

TECHNICAL DETAILS



Silvassa Medical College
Gujarat

POLARIS

Transform your educational environments into inspiring spaces through the infusion of modern design principles, fostering a holistic atmosphere that blends seamlessly. This integration of contemporary aesthetics and functionality is a key to shaping educational spaces that not only facilitate learning but also promote a sense of inclusivity and engagement. A prime example of this innovation can be seen in the incorporation of forward-looking furniture solutions, such as the versatile Polaris.

By embracing the Polaris within the premises of educational institutions, a dynamic shift takes place, creating vibrant and interactive classrooms where student participation unfolds naturally. The Polaris collection itself can be viewed as a work of art, with its innovative features and designs contributing to an overall aesthetic enhancement of the learning environment. One of the remarkable aspects of the Polaris series is its ingenious assembly alternatives, eliminating the need for traditional grouting processes.



POWDER COATING

- Silver Grey
- Dark Grey
- Feather White
- Moon Light Grey

AVAILABLE MATERIAL:

PLB/MDF/PLY: Thansau maple, Everest White, Silver Grey, Highland Pine
 Hydro-Shield: Ice beach, Everest white, Gothic grey

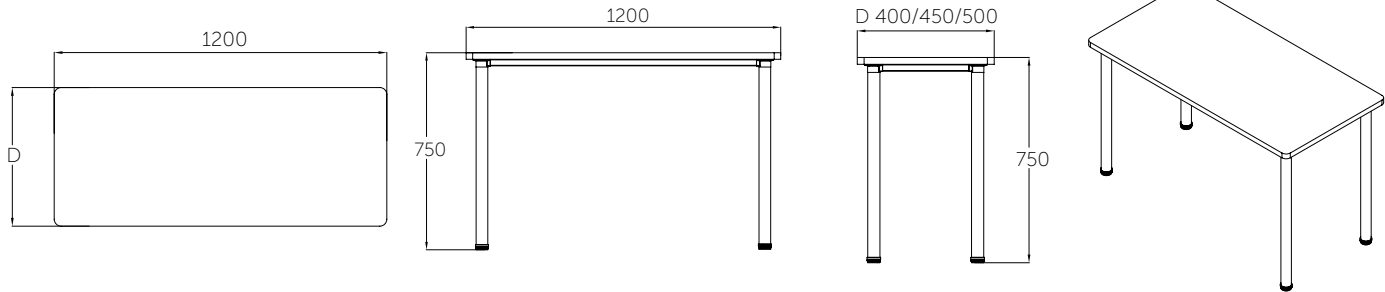
LAMINATE

- Silver Grey
- Thansau Maple
- Everest White
- Highland Pine



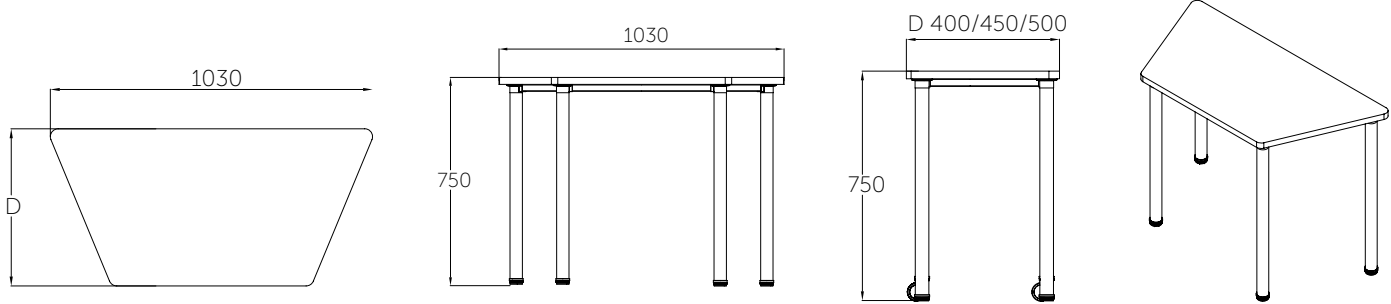
TECHNICAL DETAILS

RECTANGLE TABLE

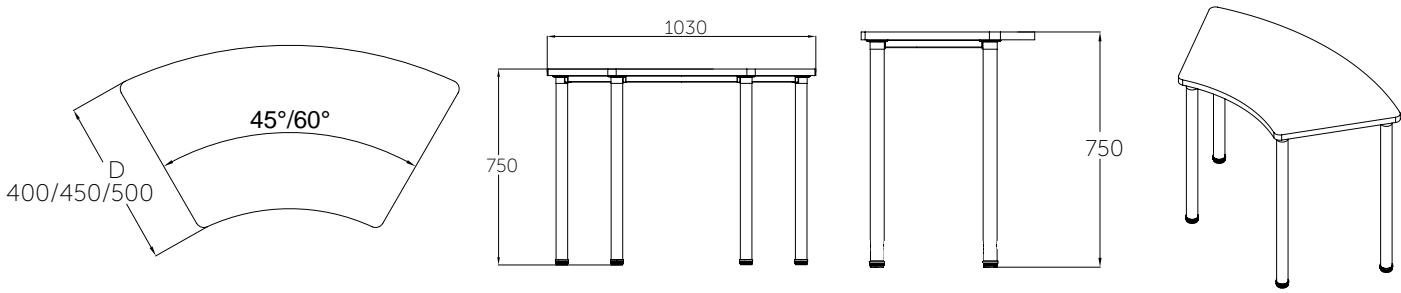


TECHNICAL DETAILS

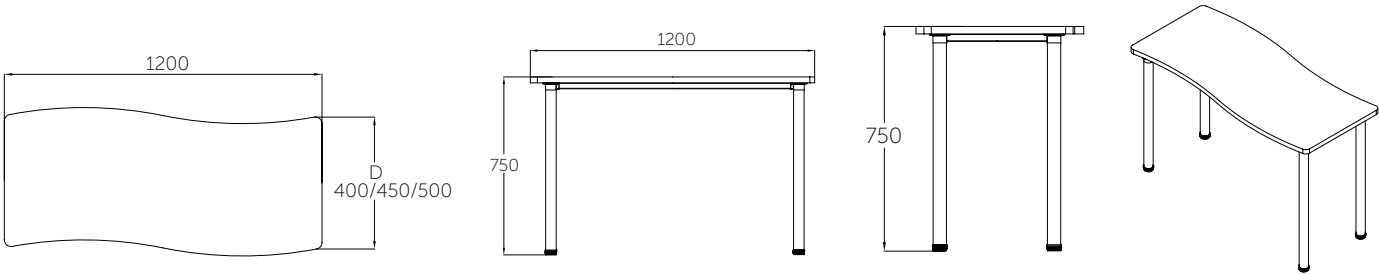
TRAPEZOIDAL TABLE



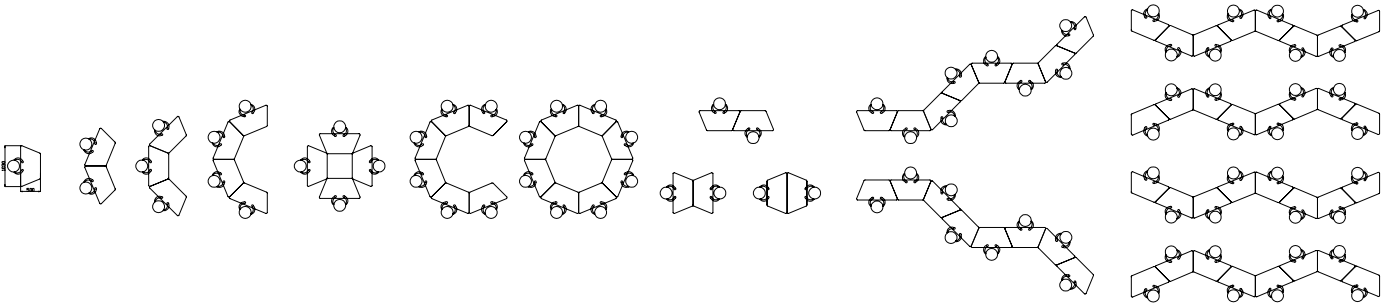
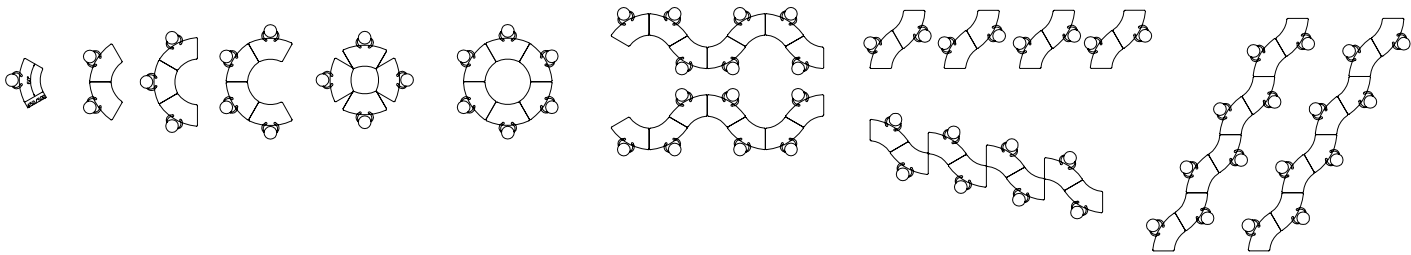
CRESCENT 45/60°



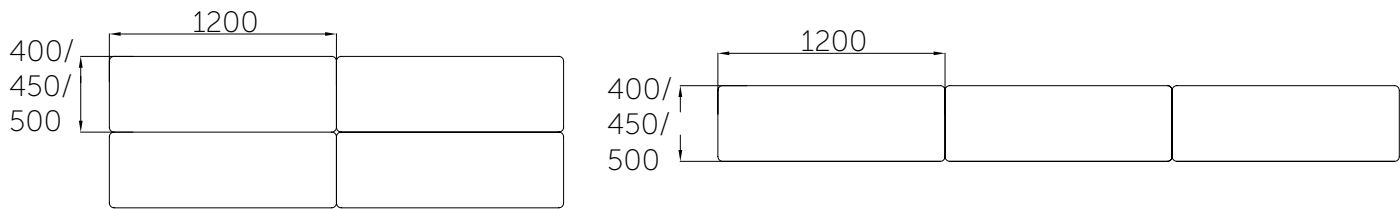
WAVE TABLE



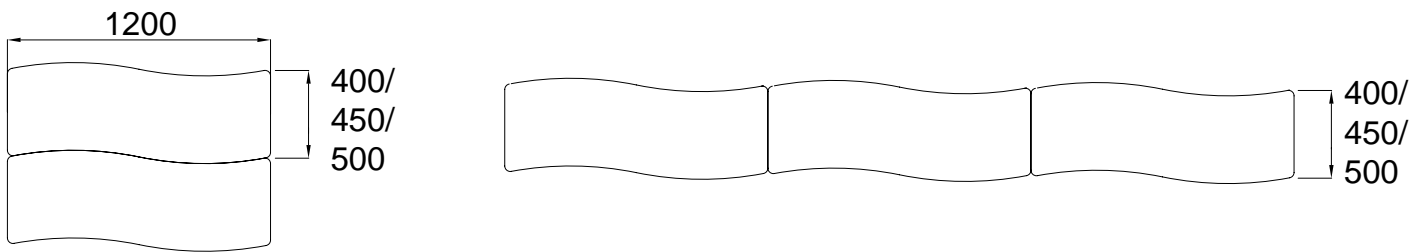
Configurations



RECTANGLE TABLE

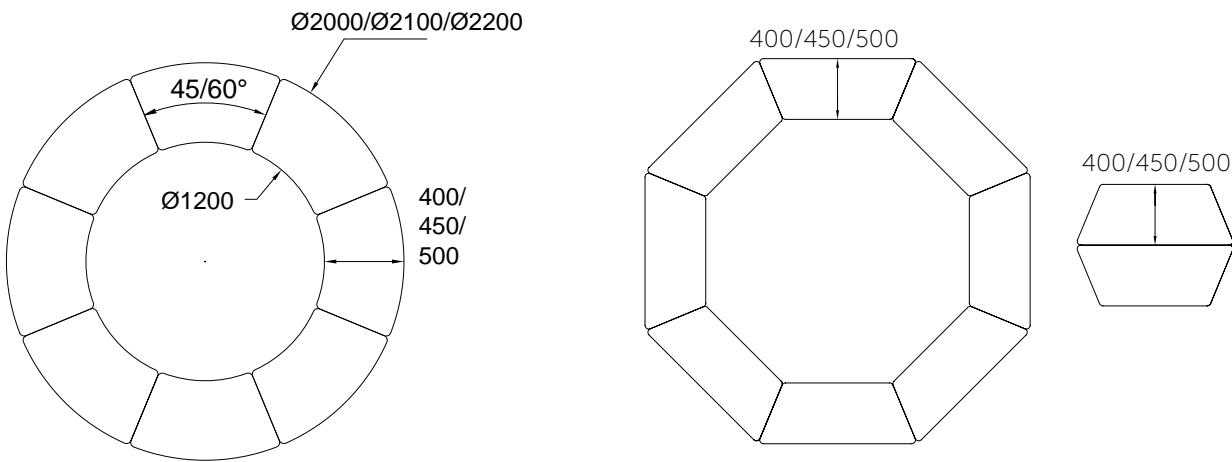


WAVE TABLE

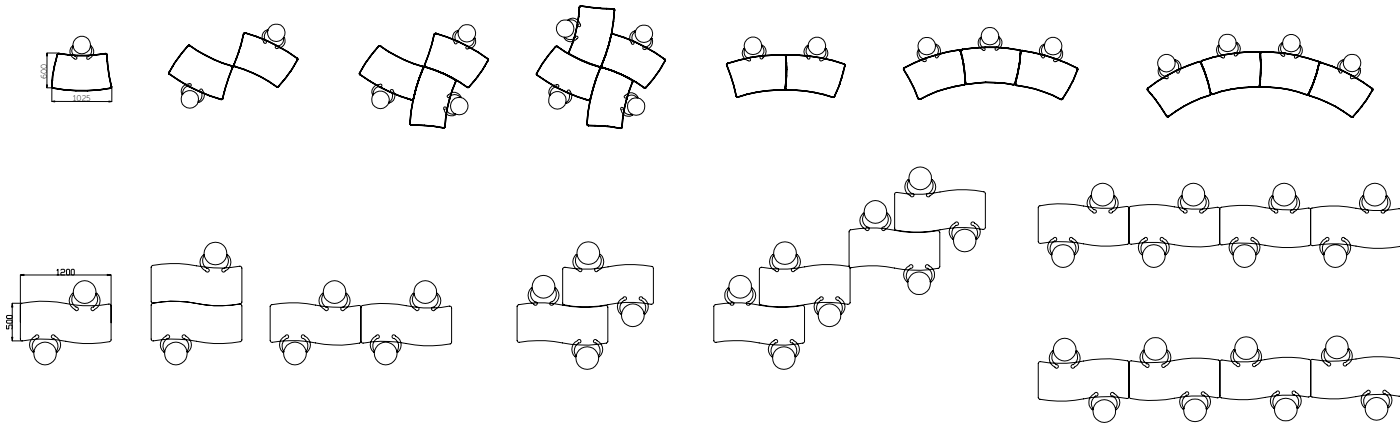


CRESCENT 45/60°

TRAPEZOIDAL TABLE



Configurations






Classroom Chairs

Classroom Chairs are offered in an extensive range, mixing materials and shades rightly to create comfort, style and relaxation, inspiring students to perform better. Most of our range come with the option of an arm rest and a writing pad and can fulfil all classroom furnishing needs.





InterLocking



Stackable



Genius without Writing Desk



Genius Writing Desk



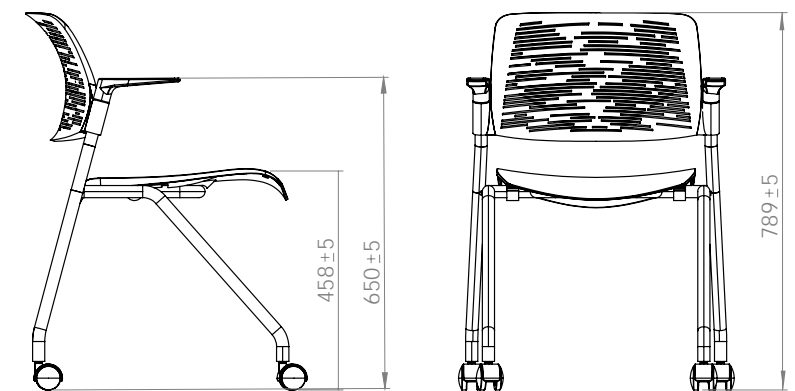
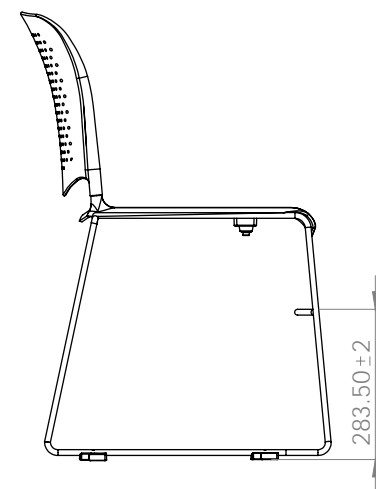
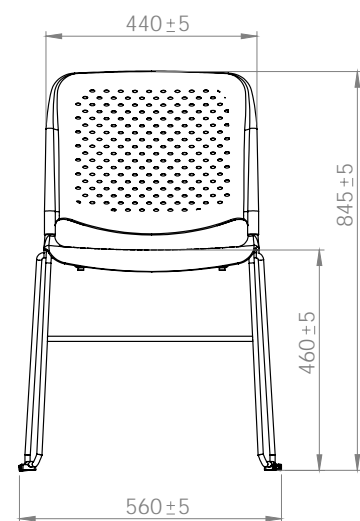
Data with Stackable



Data with Cushion



Data without Cushion





Sleek 2 Seater + Leaf Student
1200 (L) x 500 (D) x 750 (H)



Leaf with C Legs



Leaf with Book Mesh



Leaf Four Legs with Castors



Leaf Stackable



Leaf with loop legs



Leaf without Cushion



Leaf 4 legs



Leaf Wood



Leaf Revolving



Leaf cushion bar stool



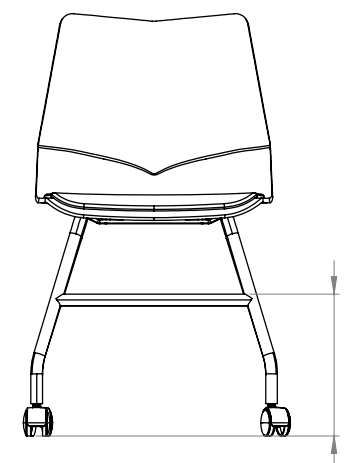
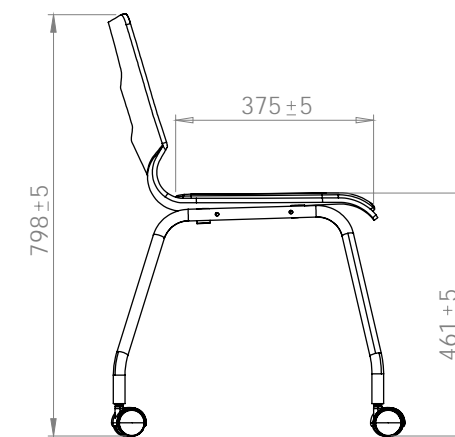
Leaf bar stool



Leaf Wooden Legs



Leaf Grouted



FORUM



Forum 4-Legs With WD
(With/ Without Castors)



Forum with Book Mesh



Forum 4 Legs with Castors



Forum 4 Legs



Forum Revolving



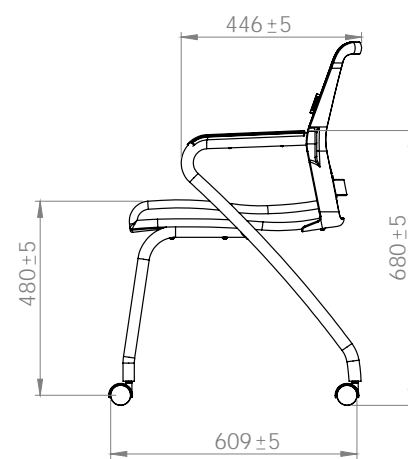
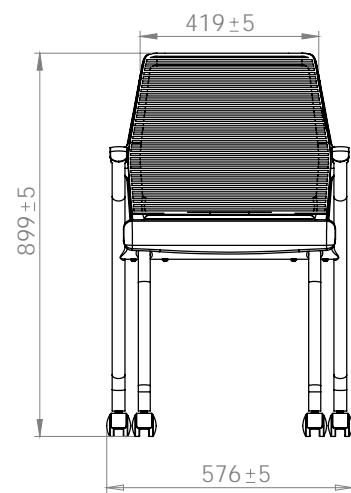
Forum Tellar Base



Forum Sledge Base



Forum Class



ALPHA



Alpha Chrome Base
with Revolving



Alpha Revolving with Cushion



Alpha with Castors



Alpha 4 Legs with Cushion



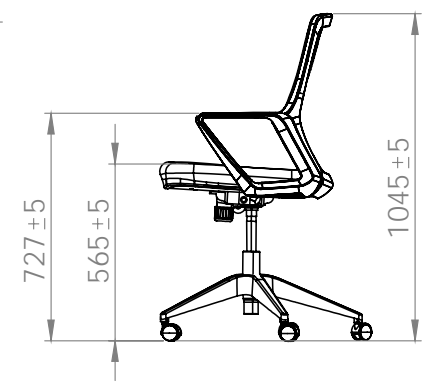
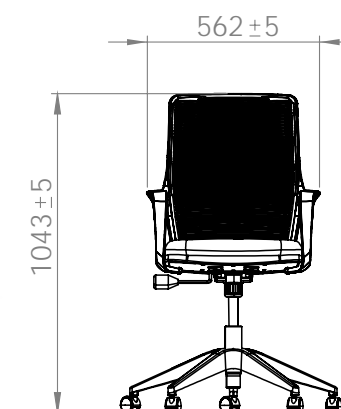
Alpha 4 Legs



Alpha Sledge Base



Sirius Table & Alpha Four Legs with Castors
1200 (L) x 600 (D) x 750 (H)



SMART



Smart with Letherrette



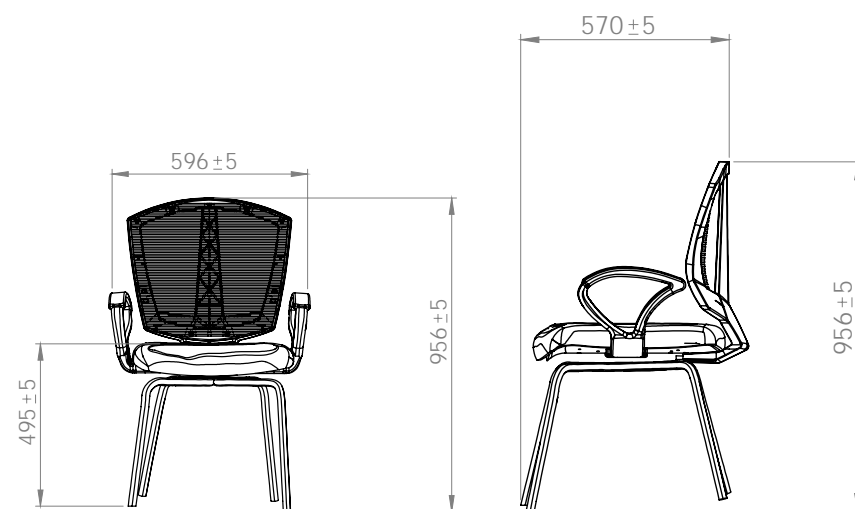
Smart Revolving



Smart without Arms



Smart with Cushion



MAGNA



Magna Flip



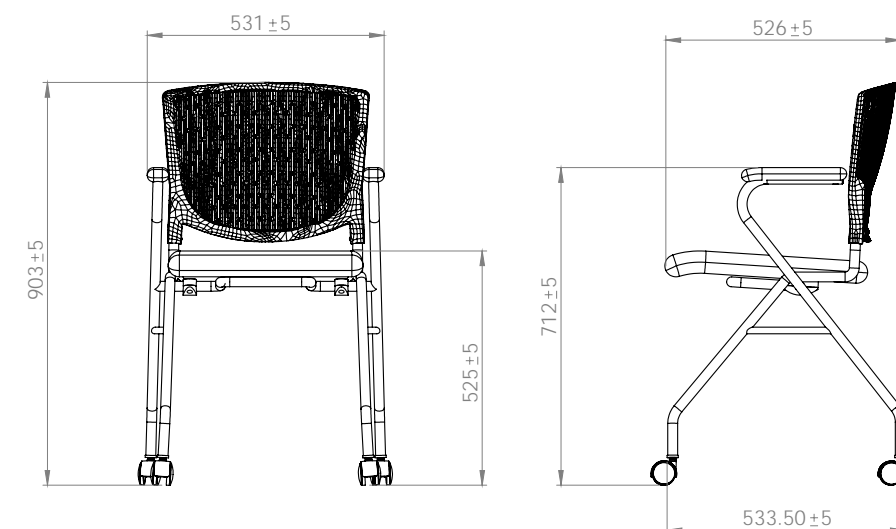
Magna Flip with WD



Magna with Desk and Book Rack



Magna Cushion



LOOP



Loop with Desk and Book Rack



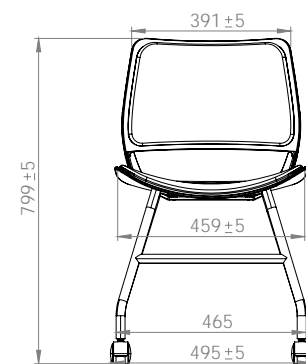
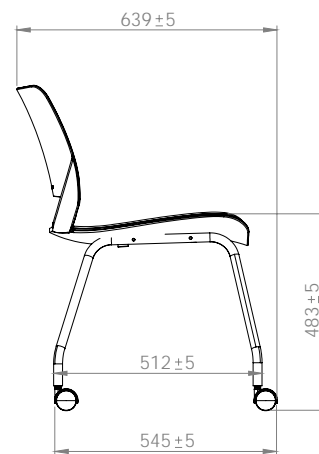
Loop cushion seat & Back



Loop cushion with Grouted



Loop cushion bar stool



ZELLA



Zella



Zella Leatherette



Zella Wood



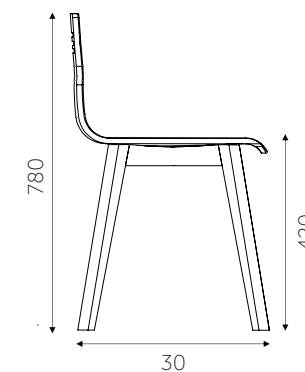

Zella Stool 4





Zella Wooden Legs



Zella Letherrette



AGILE CLASSROOM



SIRIUS

In the dynamic landscape of education, the influence of innovative school furniture transcends its utilitarian function, embodying a transformative power that not only shapes spaces but also ignites students' creativity and magnifies their productivity. By seamlessly integrating creative seating alternatives like bean bags, standing desks, and inviting reading corners, a tapestry of alternative learning environments emerges, each tailored to accommodate diverse learning modalities and individual preferences. These unconventional seating configurations act as potent catalysts, igniting the fires of inventive thinking, championing active participation in the learning process, and sparking the faculties of critical analysis.

By embracing and implementing such innovative seating paradigms, educational institutions create a rich ecosystem that not only fosters creative thought but also empowers students to venture into uncharted intellectual territories. Enter the Featherlite furniture education table "SIRIUS," a testament to this paradigm shift. Boasting straight legs outfitted with castor wheels, "SIRIUS" epitomizes agility, offering unparalleled maneuverability and adaptability to varying classroom configurations. Its aluminum die-cast structure symbolizes durability and modernity, while the ingenious interlock system for the upper bench underscores its commitment to convenience and practicality.

SIRIUS



View 1

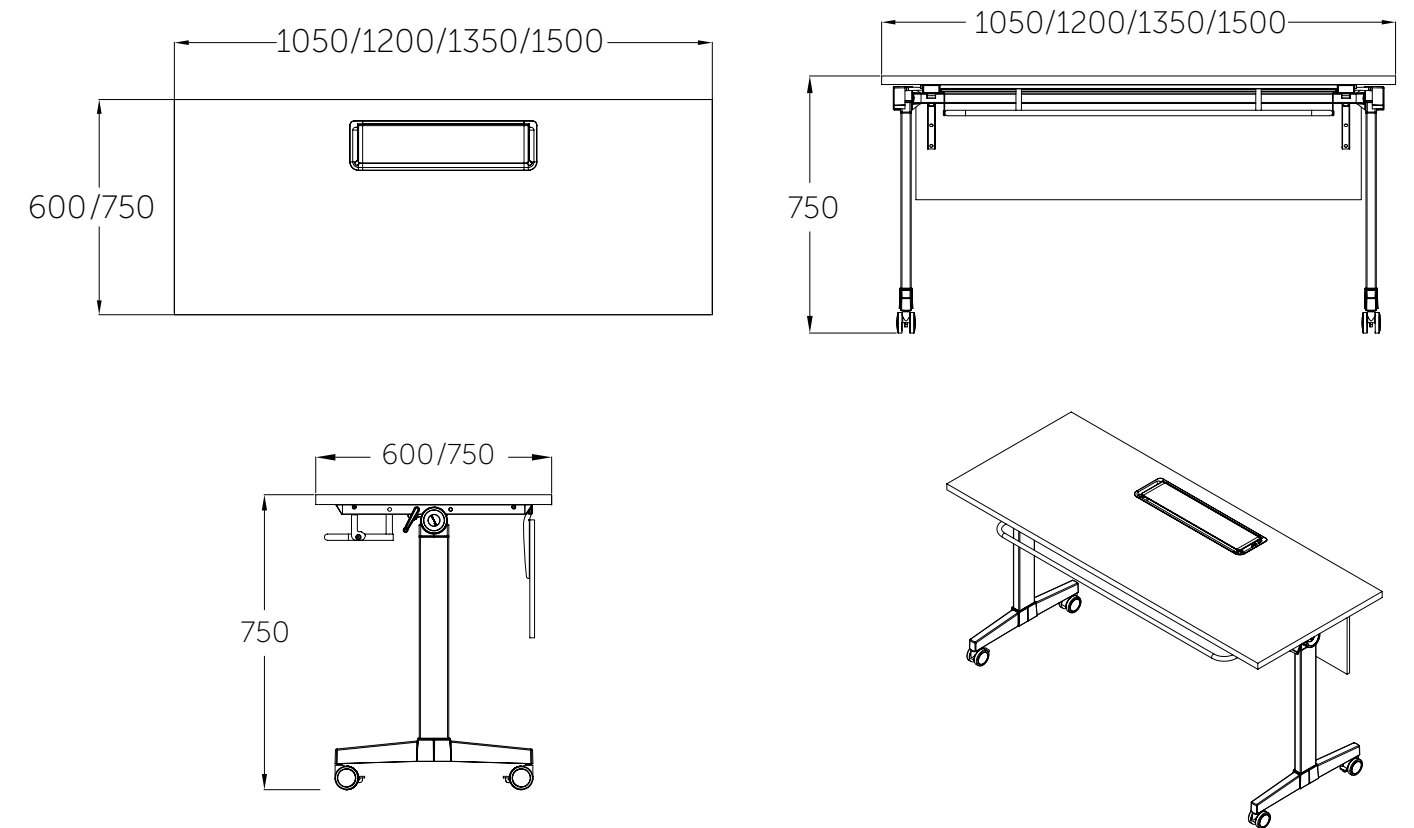


View 2





TECHNICAL DETAILS



Features



Screen ☒



Modesty ☒



Book Shelf ☒

POWDER COATING



Silver Grey



Dark Grey



Feather White



Moon Light Grey

LAMINATE



Silver Grey



Thansau Maple



Everest White



Highland Pine

AVAILABLE MATERIAL:

PLB/MDF/PLY: Thansau maple, Everest White, Silver Grey, Highland Pine
Hydro-Shield: Ice beach, Everest white, Gothic grey

SIRIUS - SCREEN

The profound impact of innovative school furniture reaches well beyond its utilitarian function, as it possesses a unique ability to not only enhance functionality but also spark students' creativity and elevate their productivity. By incorporating inventive seating options like bean bags, standing desks, and inviting reading corners, educational spaces are transformed into havens that cater to various learning styles and individual preferences. These unconventional seating configurations act as powerful catalysts, infusing a spirit of innovative thinking, fostering active engagement with the learning process, and invigorating critical thought processes.

Enter the Featherlite furniture education table "SIRIUS," a testament to this evolving educational ethos. With the added feature of exam screens – adaptable privacy partitions ideal for organizing examinations – "SIRIUS" presents a versatile and convenient solution. Featuring straight legs equipped with castor wheels, this furniture piece embodies agility, allowing for easy re-configuration to accommodate changing classroom layouts. Its aluminum die-cast structure speaks of durability and modern aesthetics, while the smart interlock system for the upper bench underscores its focus on user convenience and practicality.

SIRIUS EXAM SCREEN




View 1

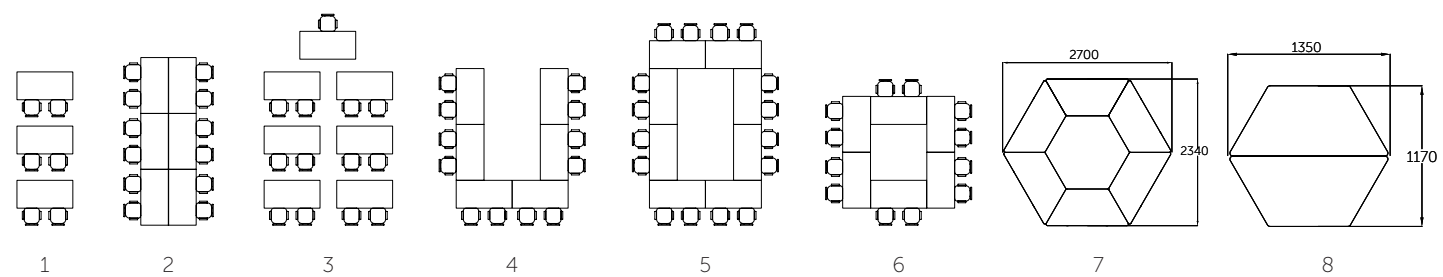


View 2





Configurations



View 1



View 2





AGILE

CLASSROOM



ORION

Embrace the fusion of technology and education with our cutting-edge school furniture – introducing the Orion series. As the educational landscape evolves, so does our furniture, adeptly accommodating the demands of modern learning. With built-in charging ports, adjustable monitor arms, and effective cable management systems, our furniture seamlessly integrates laptops, tablets, and electronic devices.

Orion is a masterpiece, featuring a modular, foldable top for effortless DIY assembly from flat packs. Its 25mm thick Prelam particle board boasts E1 norm standards and 2mm PVC edge binding. Angular legs crafted from 1.6mm (16g) MS ERW oval tubes, coupled with diecast aluminum connectors, create sturdy joints. The 1.6mm (16g) MS ERW top support beam ensures stability, while PU castors ensure smooth mobility. Effortlessly nest the tables with its foldable top, optimizing space when not in use."

ORION



View 1

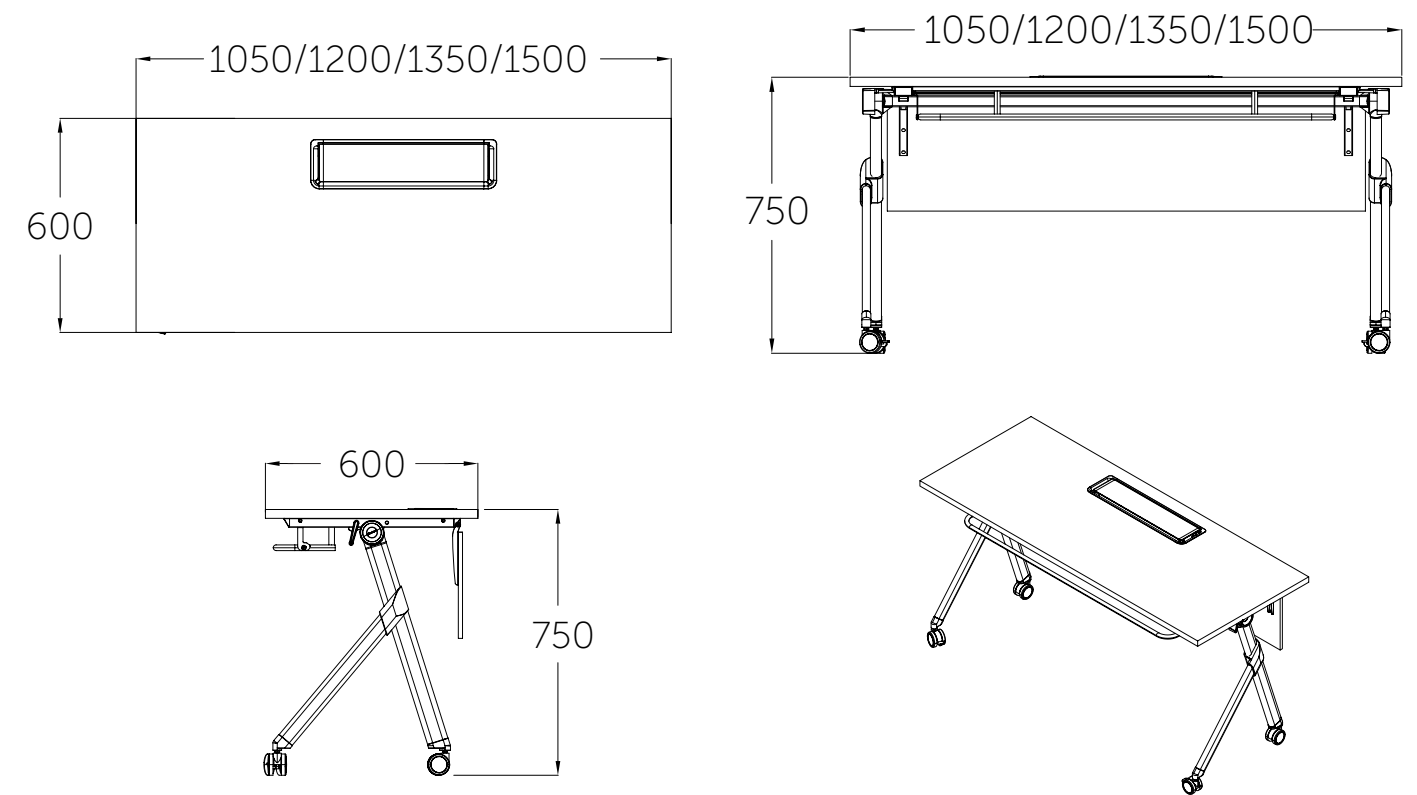


View 2





TECHNICAL DETAILS



Features



Screen ☒

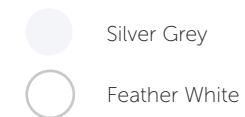


Modesty ☒



Book Shelf ☒

POWDER COATING



LAMINATE



AVAILABLE MATERIAL:

PLB/MDF/PLY: Thansau maple, Everest White, Silver Grey, Highland Pine
Hydro-Shield: Ice beach, Everest white, Gothic grey

ORION- SCREEN

Embrace the fusion of technology and education with our cutting-edge school furniture – introducing the Orion series. As the educational landscape evolves, so does our furniture, adeptly accommodating the demands of modern learning. With built-in charging ports, adjustable monitor arms, and effective cable management systems, our furniture seamlessly integrates laptops, tablets, and electronic devices.

Orion is a masterpiece, featuring a modular, foldable top for effortless DIY assembly from flat packs. Its 25mm thick Prelam particle board boasts E1 norm standards and 2mm PVC edge binding. Angular legs crafted from 1.6mm (16g) MS ERW oval tubes, coupled with diecast aluminum connectors, create sturdy joints. The 1.6mm (16g) MS ERW top support beam ensures stability, while PU castors ensure smooth mobility. Effortlessly nest the tables with its foldable top, optimizing space when not in use."

ORION

EXAM SCREEN




Orion without Screen



Orion with Screen

ORION

WITHOUT EXAM SCREEN



ORION

WITH EXAM SCREEN





GLIDE

Transform your educational spaces into hubs of modern design that encourage inclusivity and facilitate a seamless learning experience. Through the incorporation of cutting-edge elements like the remarkable Glide furniture, academic institutions can create dynamic classrooms that naturally foster student interaction and participation. The Glide series stands as a true masterpiece, revolutionizing traditional learning environments by introducing mobility through its innovative caster wheels, along with the choice for grout-free assembly, streamlining the setup process. Designed to cater to diverse classroom requirements, Glide's adaptable configuration accommodates various teaching and learning approaches.

An added advantage lies in Glide's commitment to convenience, as its flat pack design simplifies transportation and storage. This not only reduces logistical challenges but also aligns with sustainable practices. educational journeys within a modern and forward-thinking atmosphere. In conclusion, the Glide series of furniture reimagines the traditional classroom, transcending the limitations of conventional setups and propelling both educators and learners towards an enriched and contemporary academic experience.



POWDER COATING

- Silver Grey
- Dark Grey
- Feather White
- Moon Light Grey

LAMINATE

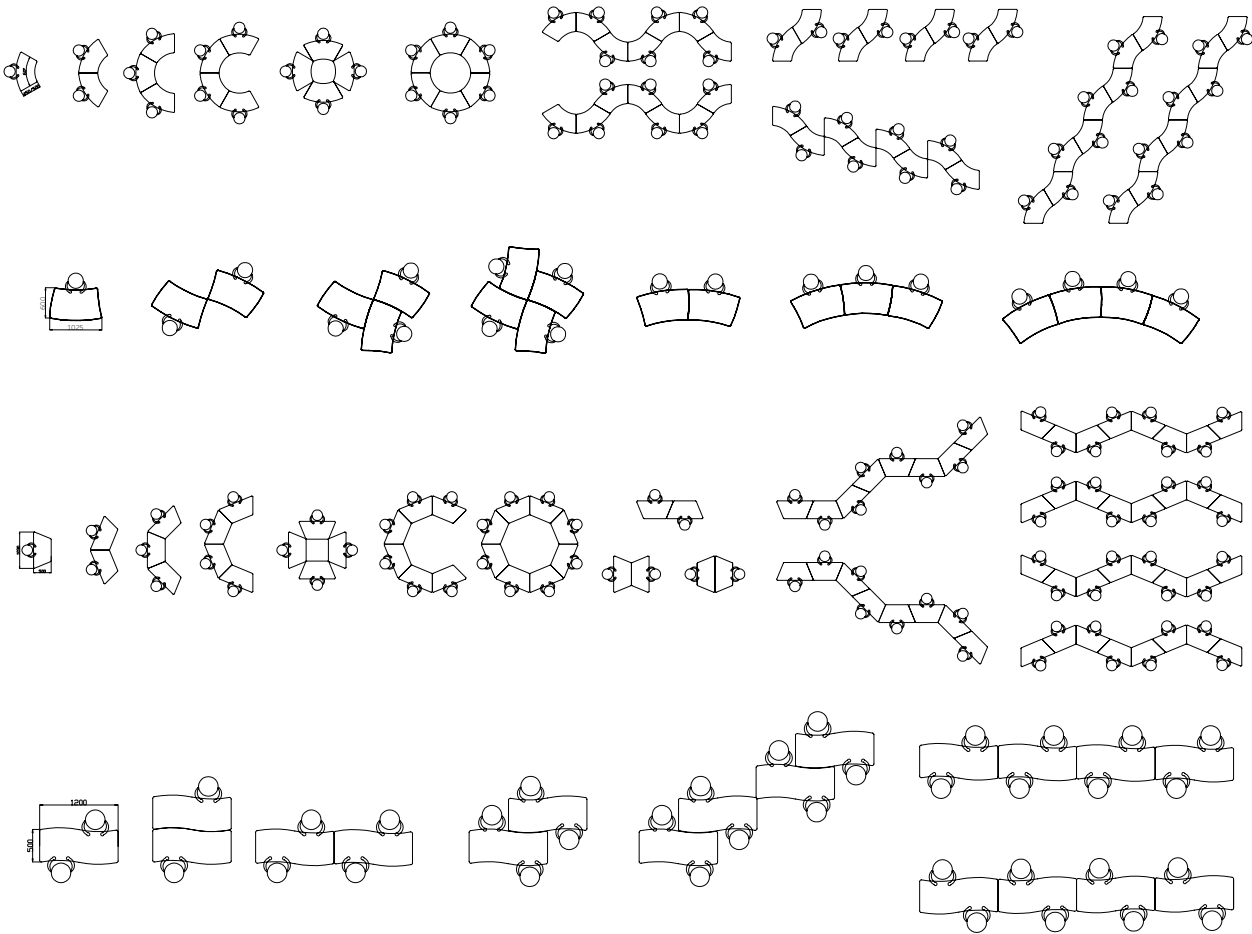
- Silver Grey
- Thansau Maple
- Everest White
- Highland Pine

AVAILABLE MATERIAL:

PLB/MDF/PLY: Thansau maple, Everest White, Silver Grey, Highland Pine
Hydro-Shield: Ice beach, Everest white, Gothic grey



Configurations





GLIDE

View 1



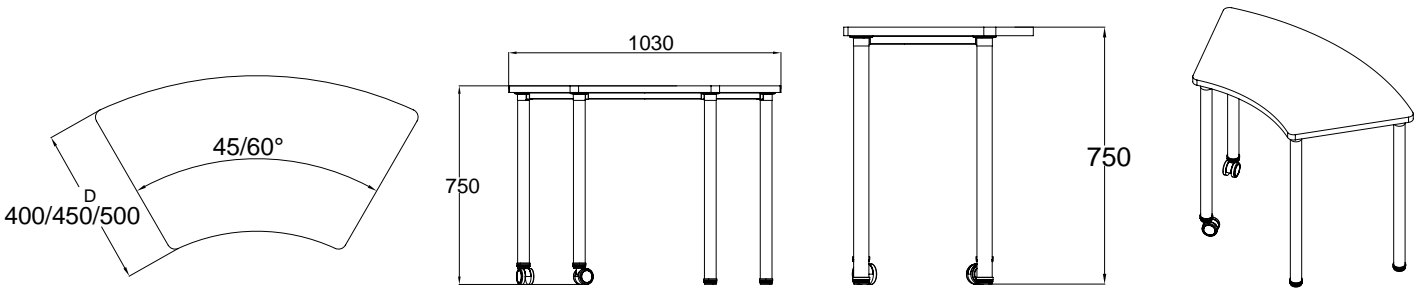
GLIDE

View 2



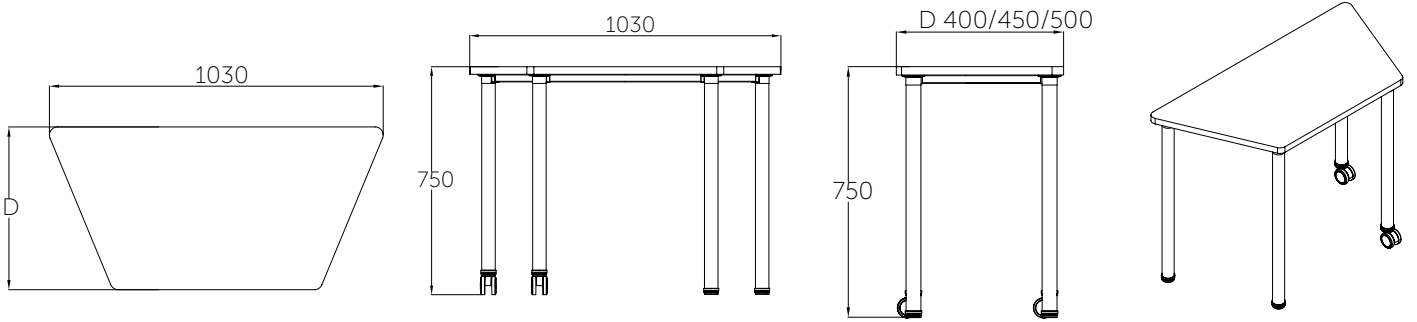
TECHNICAL DETAILS

CRESCENT 45/60 °



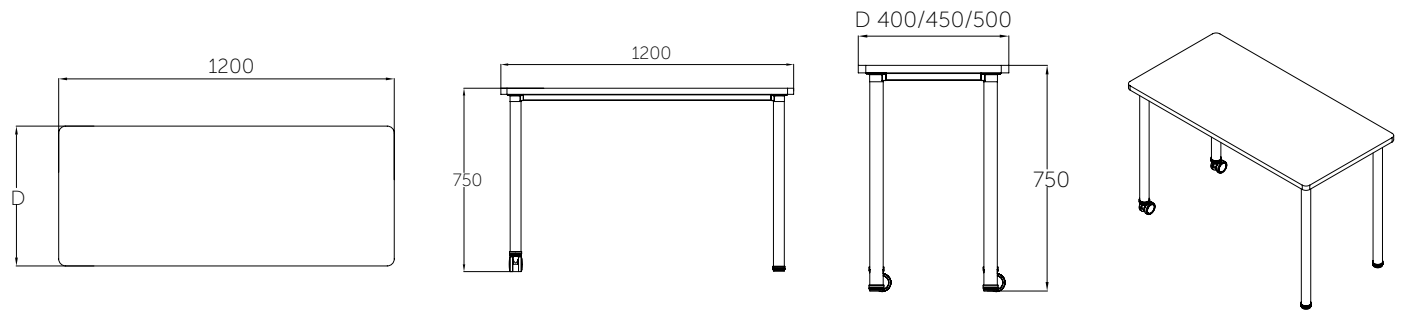
TECHNICAL DETAILS

TRAPEZOIDAL TABLE



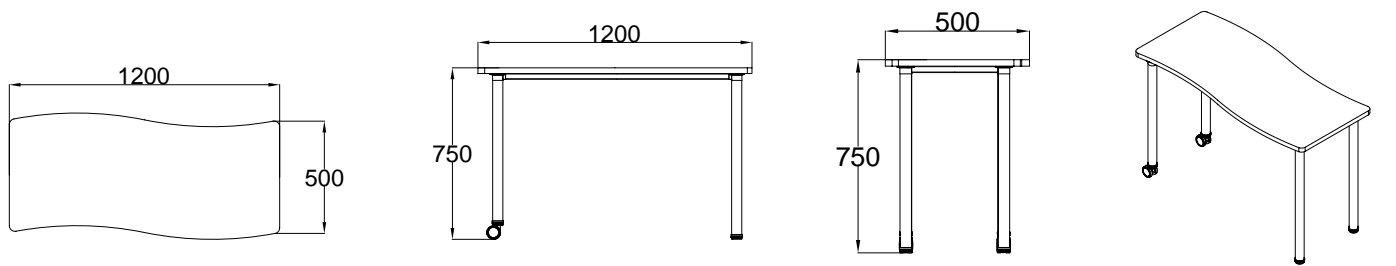
TECHNICAL DETAILS

RECTANGLE TABLE

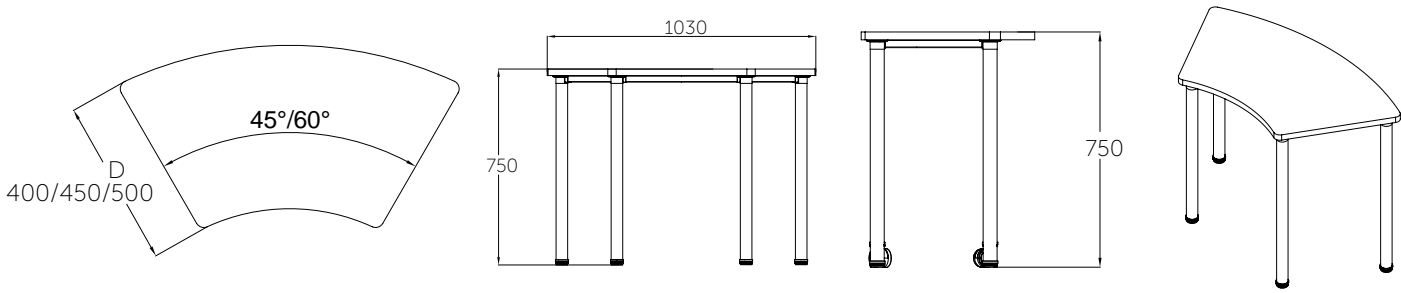


TECHNICAL DETAILS

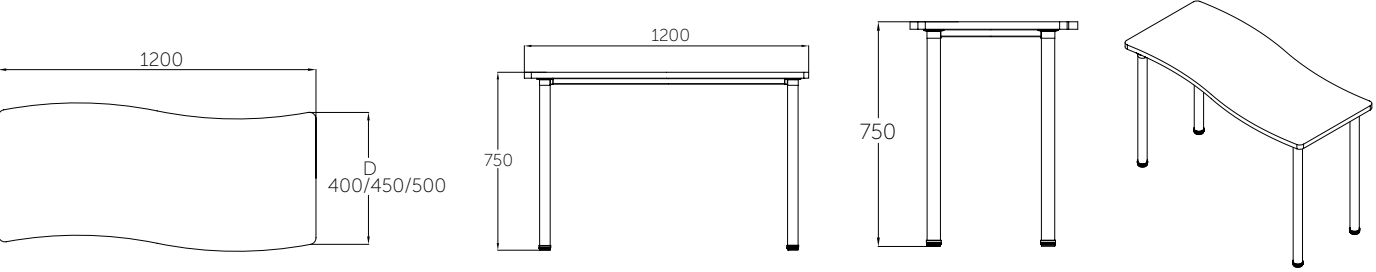
WAVE TABLE



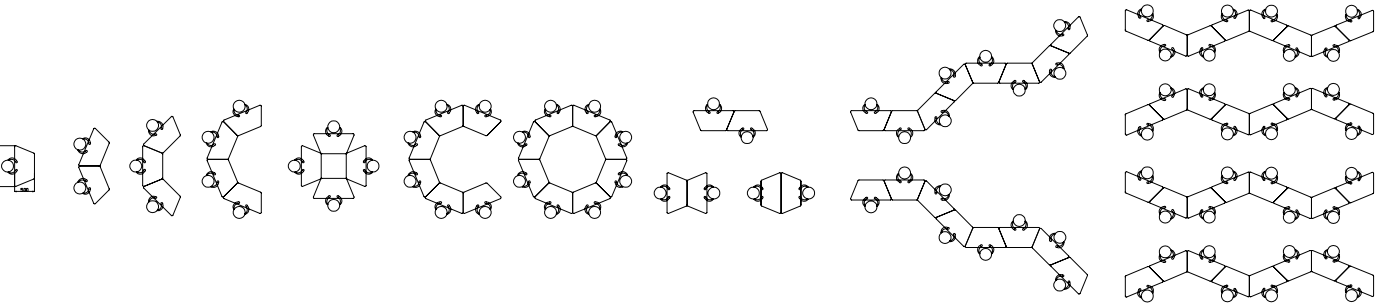
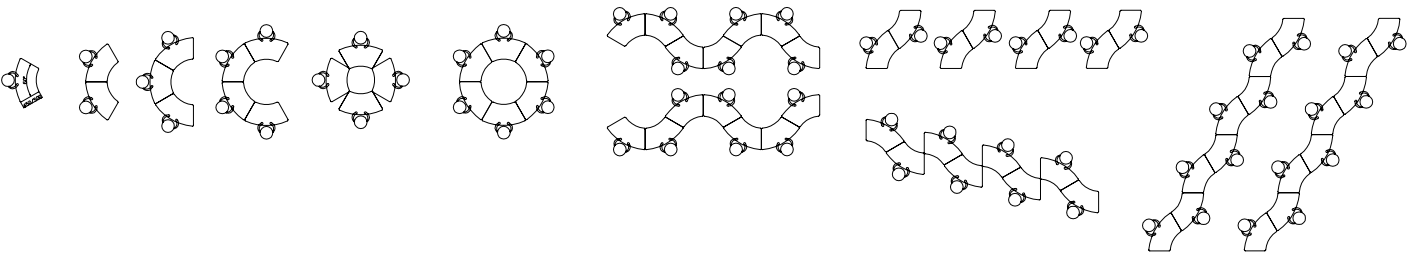
CRESCENT 45/60°



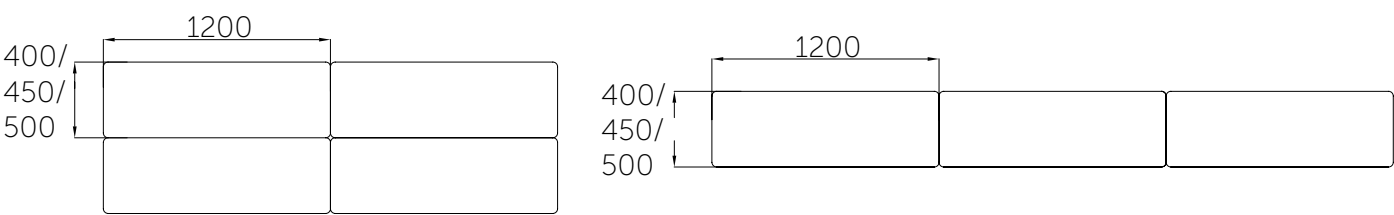
WAVE TABLE



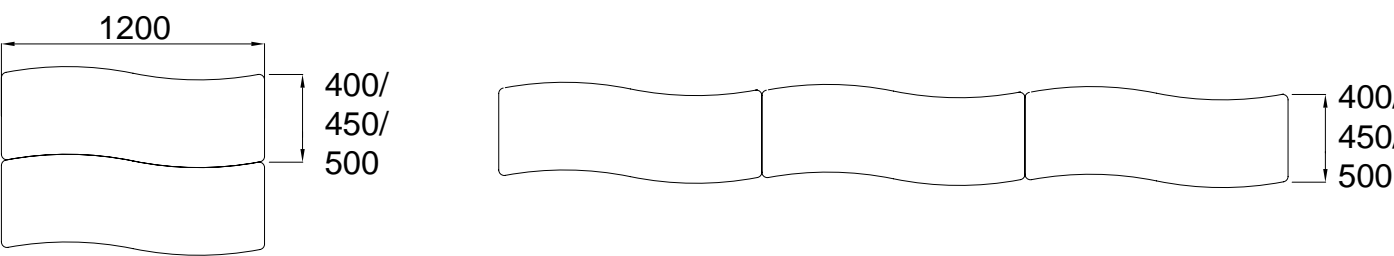
Configurations



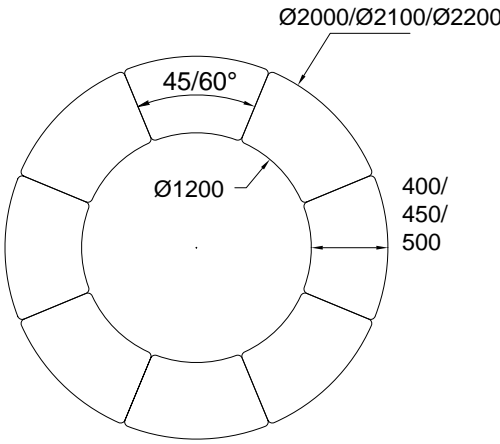
RECTANGLE TABLE



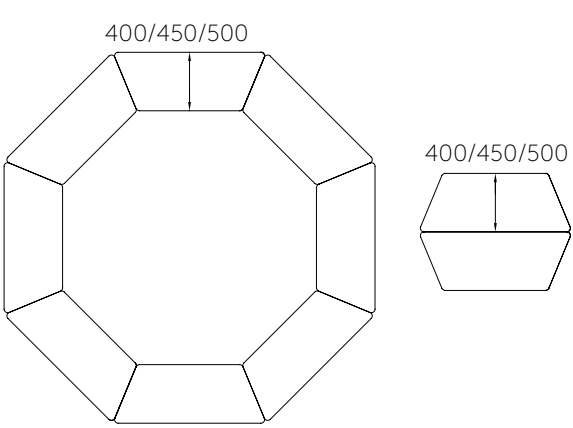
WAVE TABLE



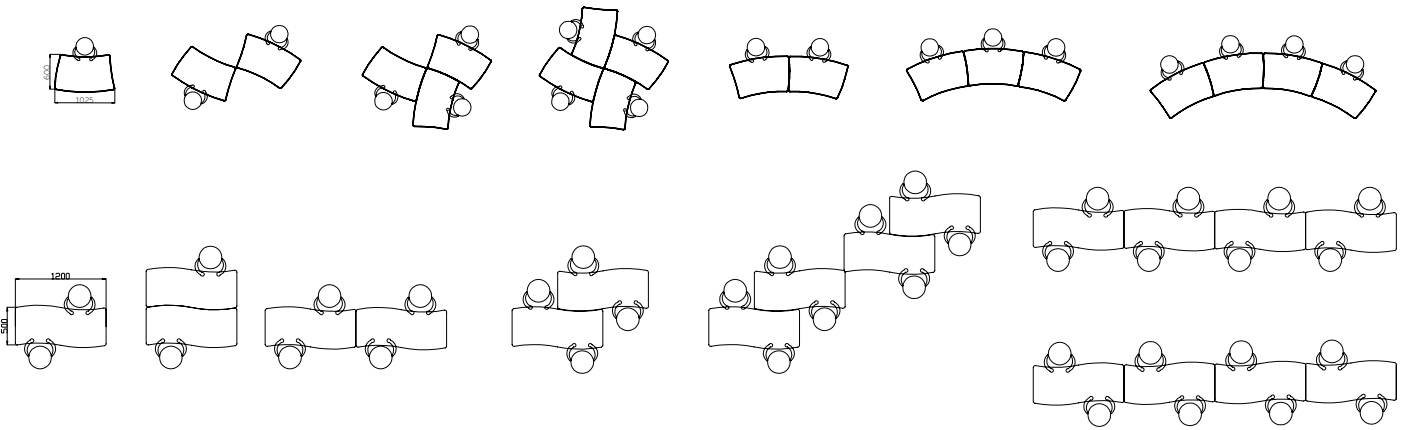
CRESCENT 45/60°



TRAPEZOIDAL TABLE



Configurations





GENIUS

Enhancing student growth, contemporary school furniture represents an investment in establishing adaptable and all-encompassing learning environments that ignite the aspirations of upcoming cohorts. Presenting the Genius Educational Chair, an essential addition for comfortable seating across auditoriums, classrooms, and cafeterias. Merging comfort with a robust foundation, the Genius Series from Featherlite guarantees user well-being and efficiency through its linear classroom arrangement.

Its versatile design easily conforms to various scenarios, providing fluid arrangement, portability, and convenient storage. The Genius WD version takes learning encounters a step further by incorporating a built-in writing desk, catering to note-taking during both classroom lectures and seminars.



View 1

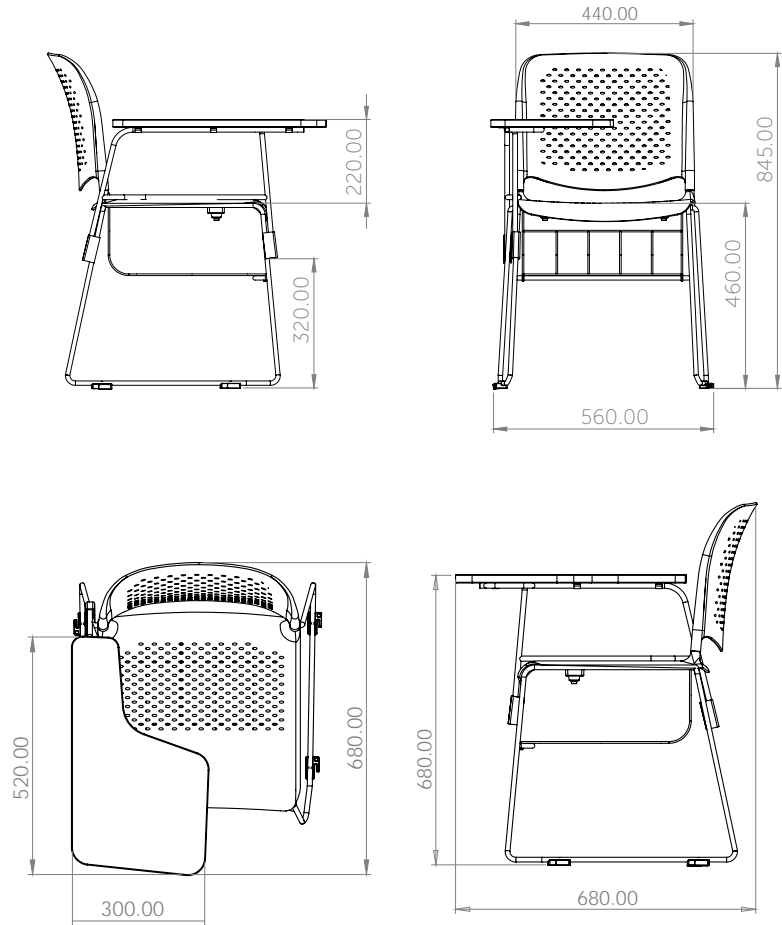
TECHNICAL DETAILS



Genius - White



Genius with Writing Desk



MAGNA

The pivotal role that school furniture assumes in molding the educational journey of students cannot be understated. The shift from rigid, generic furniture to modern designs engineered to cater to individual student requirements has demonstrated a significant impact, yielding positive outcomes in terms of bolstering collaboration, enhancing comfort, nurturing creativity, and optimizing overall classroom productivity. Through the embrace of flexible and ergonomic furniture solutions, educational institutions empower students to assert control over their learning environments, seamlessly adapt to diverse instructional approaches, and actively participate in their academic pursuits.

In an embodiment of innovation, let us introduce the Magna Orbital classroom chairs, a testament to the evolution of educational furniture. These chairs embody the ideals of convenience and adaptability, offering foldable and stackable attributes that simplify arrangement and storage, promoting a clutter-free ambiance. The ergonomic design of the Magna Orbital chairs further underscores the commitment to student well-being, providing optimal comfort even during extended periods of study. The inherent agility of these chairs makes them seamlessly suited for a wide array of classroom arrangements, accommodating the dynamic nature of modern pedagogical practices.



Magna with or without Desk

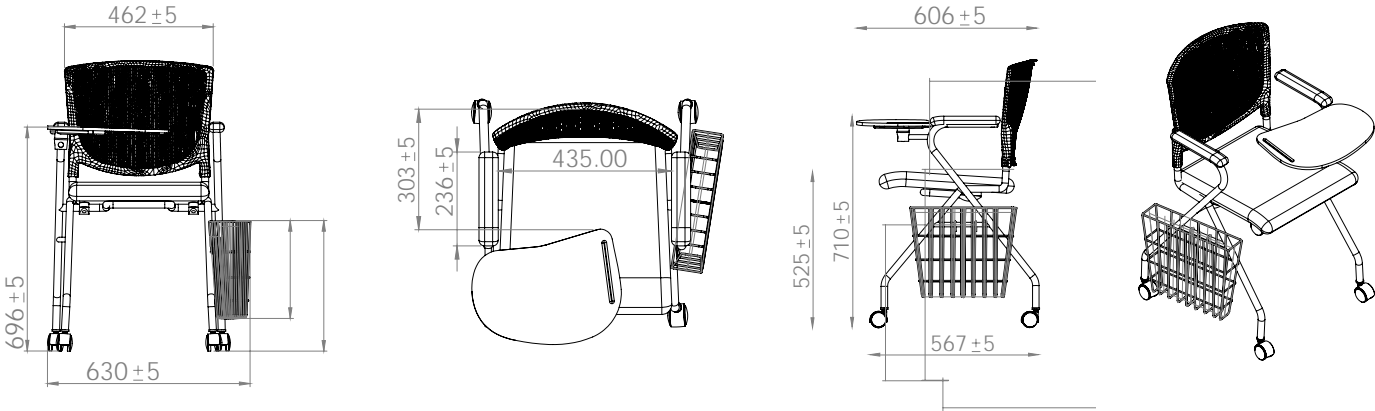


Magna with Desk and Book Rack



Magna Stackable

TECHNICAL DETAILS



FORUM

Empowering students takes on new dimensions when paired with the versatility and ergonomic excellence of adaptable furnishings, fostering an environment where active learning thrives, seamlessly accommodating the dynamic array of teaching methods employed. The harmonious integration of technology and sustainability within school furniture finds its pinnacle in the innovative Forum series, a hallmark of forward-thinking education that champions eco-consciousness.

Diving into the aesthetics, the Forum series offers a spectrum of base options, allowing for a customized and sleek visual appeal that harmonizes with the overall design of the learning space. The chair backs within this series, embodying an array of versatile upholsteries, from breathable mesh to inviting fabric and even sophisticated leatherette, ensure not only comfort and style but also unwavering strength and stability for each user.



Forum with Writing Desk



Forum with Book Mesh

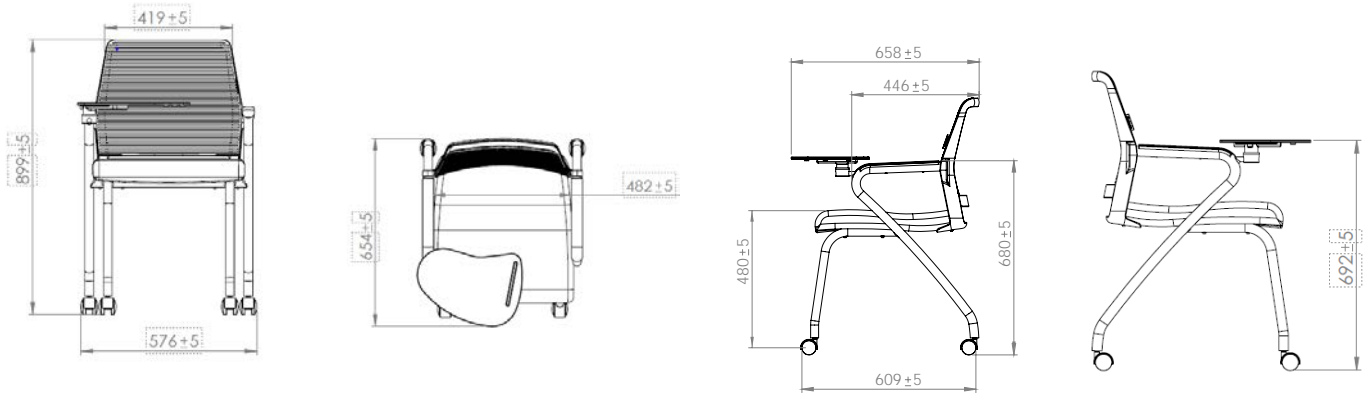


Forum 4 Legs



Forum Revolving

TECHNICAL DETAILS



DATA

Discover the remarkable flexibility of Featherlite Data chairs – designed for agility and effortless rearrangement. These chairs are not only foldable but also stackable, allowing for efficient storage and space utilization. Embrace the comfort of cushioned seating, coupled with the convenience of lightweight construction, enabling easy mobility. Featherlite Data chairs epitomize a seamless blend of style and functionality, setting a new benchmark in ergonomic design. Their uncomplicated yet sophisticated design exudes an air of refined elegance, making them an ideal choice for a range of settings.

Experience the ease of maintenance that comes with these chairs, offering versatile utility across various domains. Whether enhancing the learning environment in educational institutions, promoting adaptability in modern office setups, or elevating the atmosphere of cafes, Featherlite Data chairs prove their worth. Step into a realm where innovation meets comfort, and style converges with practicality. Featherlite Data chairs redefine your seating experience, offering a harmonious balance between contemporary aesthetics and functional versatility.



Data with Cushion



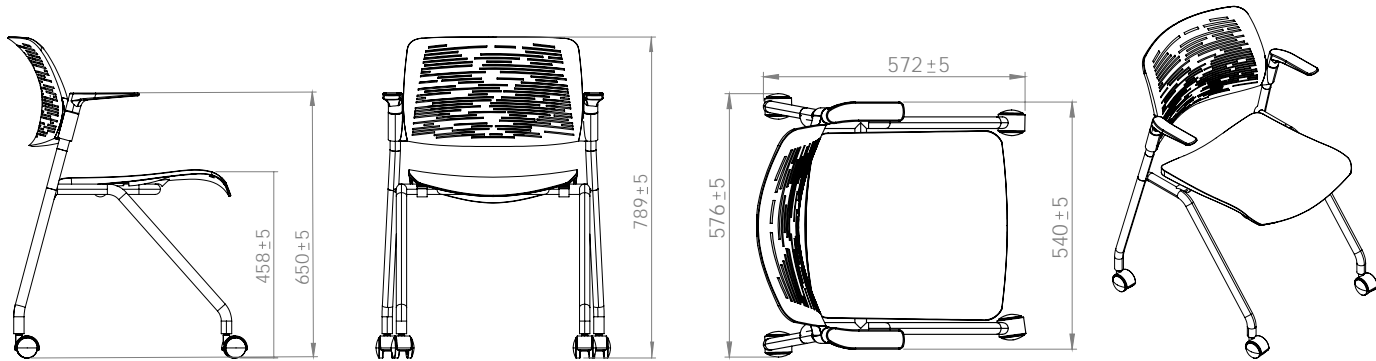
View 1



View 2



TECHNICAL DETAILS



LEAF

Experience the ultimate evolution in seating with the Featherlite Leaf series – a groundbreaking collection that redefines utilitarian chairs by seamlessly blending style and functionality. Combining lightweight construction, remarkable versatility, and an affordable price point, the Featherlite Leaf series sets a new standard in ergonomic design. With a design that marries understated simplicity and refined elegance, the Featherlite Leaf chairs are a testament to sophisticated taste. Their minimalistic aesthetic is a perfect fit for a variety of settings, from professional office spaces to cozy cafe corners.

Discover the convenience of low-maintenance seating that adapts effortlessly to changing needs. The Featherlite Leaf chairs excel in various domains, from creating conducive learning environments in academic institutions to boosting productivity in contemporary office projects, and even complementing the ambiance of trendy cafes. Invest in more than just chairs; invest in a lifestyle that embraces modernity without compromising on practicality. The Featherlite Leaf series – where innovation, comfort, and style converge to redefine your seating experience.



Leaf with Book Rack

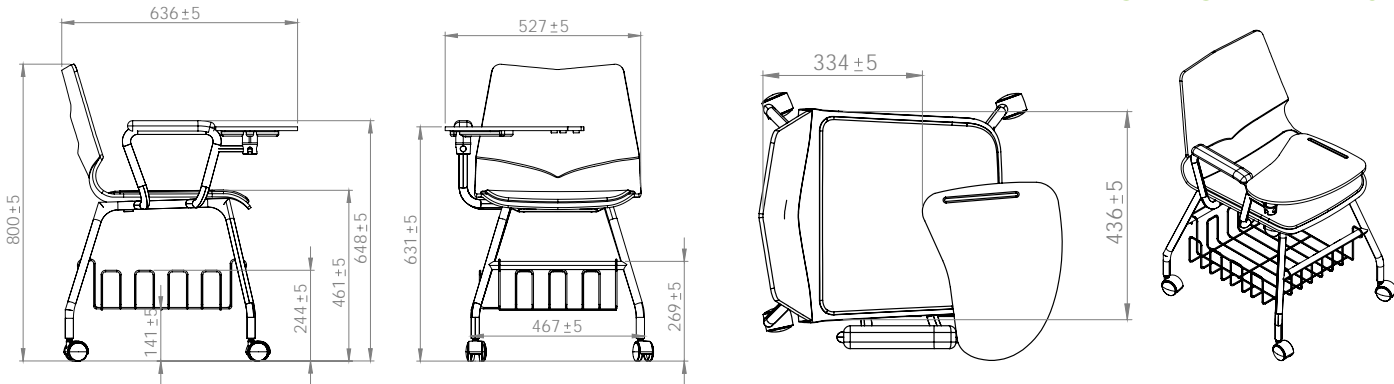
View 1



View 2



TECHNICAL DETAILS



LOOP

Recognizing the pivotal role school furniture plays in shaping the educational journey of students underscores the significance of this aspect of the learning environment. The transition from rigid, one-size-fits-all furniture to contemporary designs meticulously tailored to prioritize the diverse needs of students yields demonstrably positive outcomes in terms of fostering collaboration, enhancing comfort, stimulating creativity, and boosting overall productivity within the classroom.

By embracing the concept of flexible and ergonomic furniture, educational institutions provide students with a tangible means to assert ownership over their learning spaces, seamlessly adapt to a range of teaching methodologies, and actively participate in their educational pursuits. In this spirit of innovation, the introduction of the Magna Linear classroom chairs stands as a testament to the evolution of educational furniture. These chairs embody the ideals of convenience and versatility by being foldable and stackable, facilitating easy arrangement and storage.



Loop with Desk and Book Rack

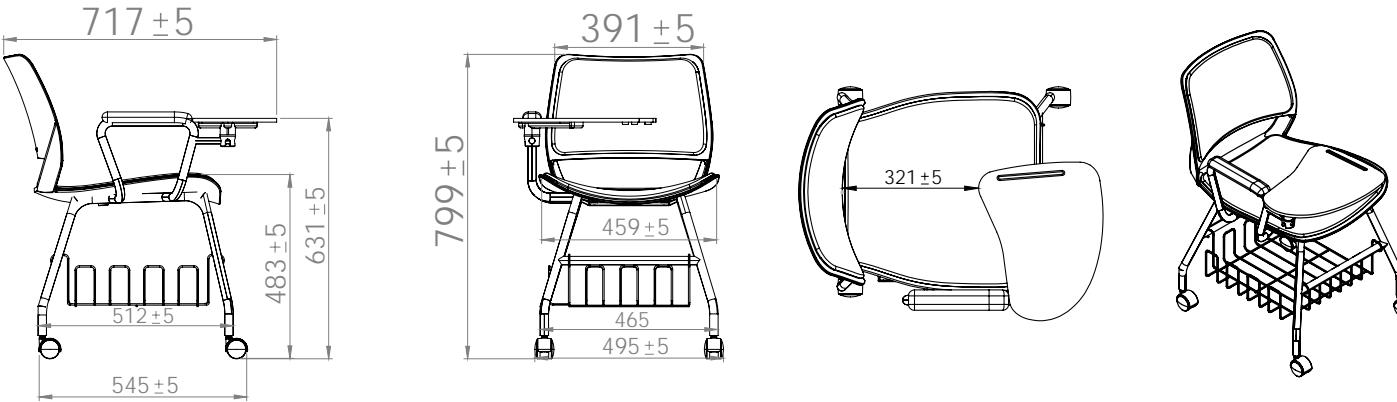
View 1



View 2



TECHNICAL DETAILS



Loop with Book Rack

BOOMERANG




Boomerang
with & without Castors W 650 x D 750 x H 725





TV Space + Marker Board + Storage
Marker Board: L 1500 / 1200 x H 900 | Storage: L 1500 / 1200 x D 300 x H 300
L 1560 x D 560 x H 1800mm (for 65" T.V) | L 1260 x D 560 x H 1800mm (for 50" T.V)



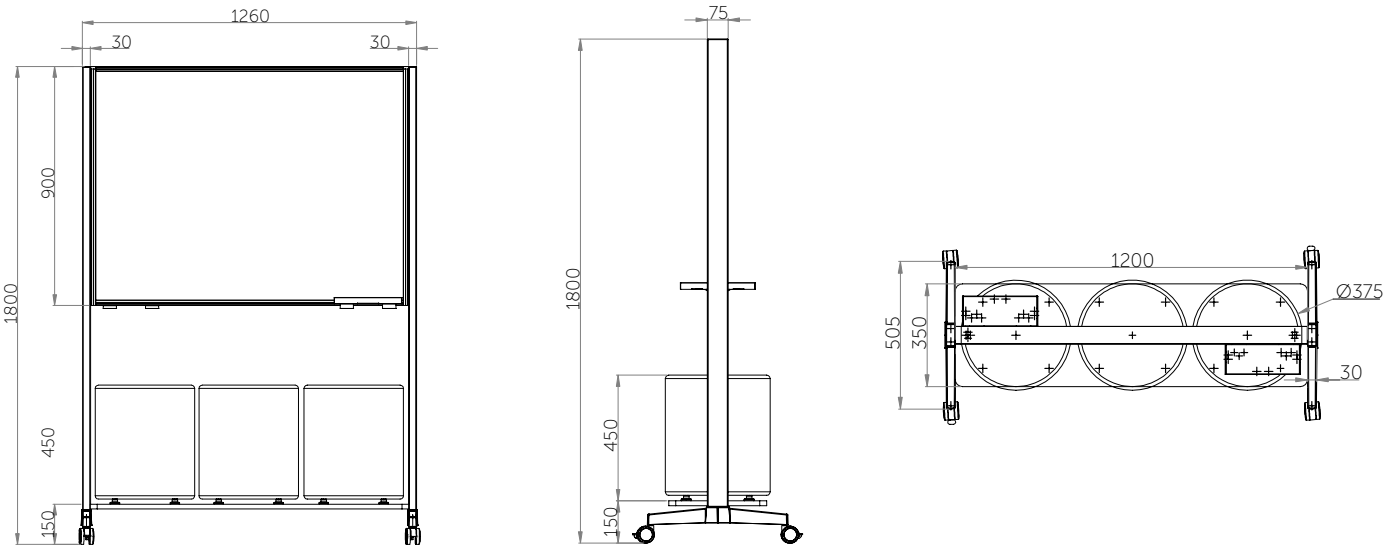
TECHNICAL DETAILS



TV Space + Marker Board
L 1560 x D 560 x H 1800mm (for 65" T.V)
L 1260 x D 560 x H 1800mm (for 50" T.V)
Marker Board: L 1200 / 1500 x H 900
Wooden Shelf: L 900 x D 150

TV Space + Full Marker Board
L 1260 x D 560 x H 1800mm (for 50" T.V)
Marker Board: L 1200 x H 1650
Wooden Shelf: L 900 x D 150

2 Sided Full Marker Board
L 1260 x D 560 x H 1800mm
Marker Board: L 1200 x H 1650
Wooden Shelf: L 900 x D 150

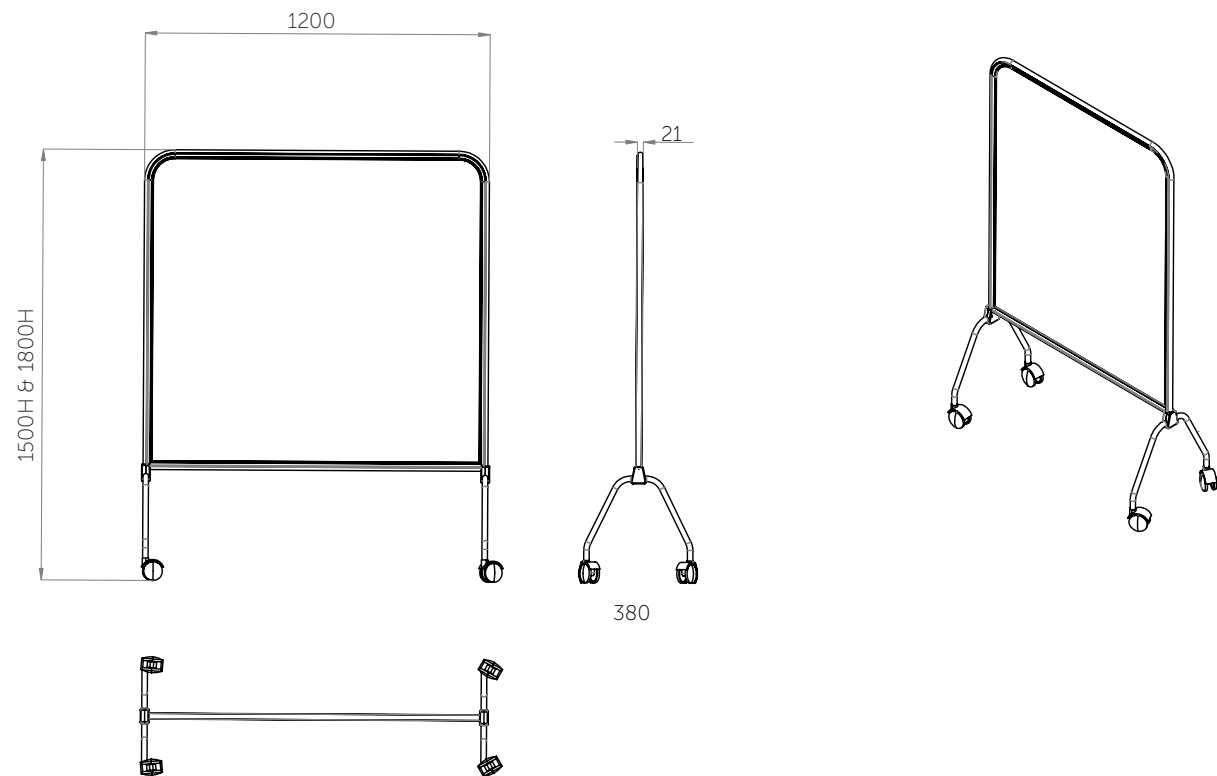


Pouffee with Carrier

QUATTRO



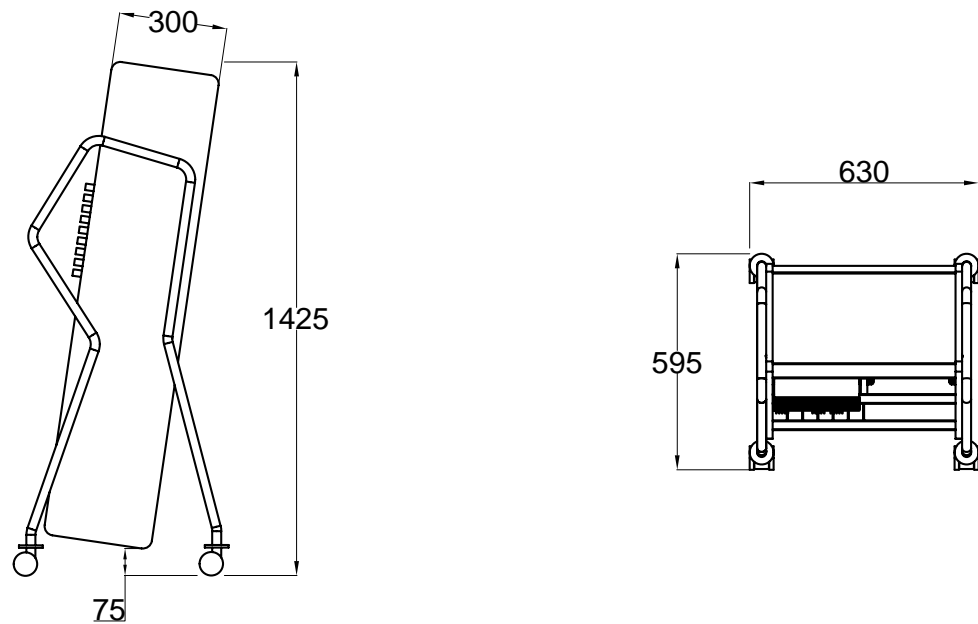
TECHNICAL DETAILS



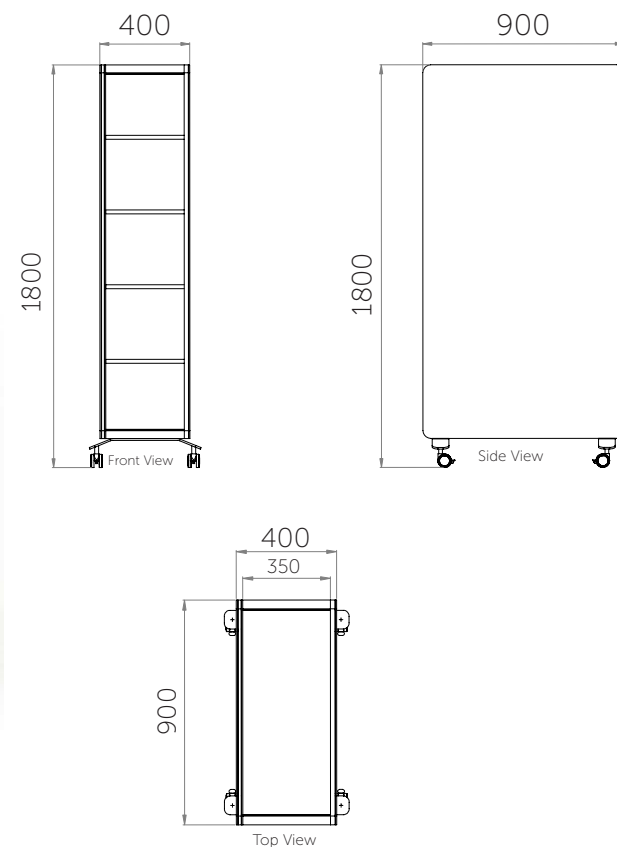
CANIS



TECHNICAL DETAILS

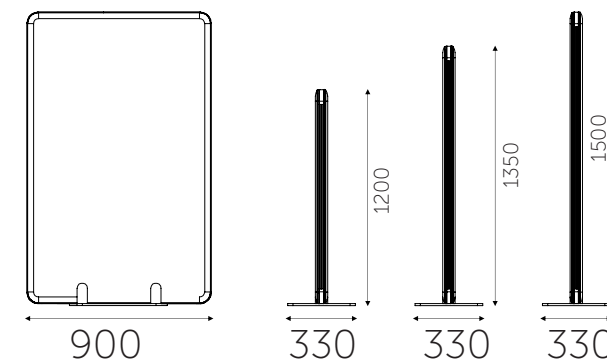


CADDY



PET PANELS

FREE STANDING PANELS



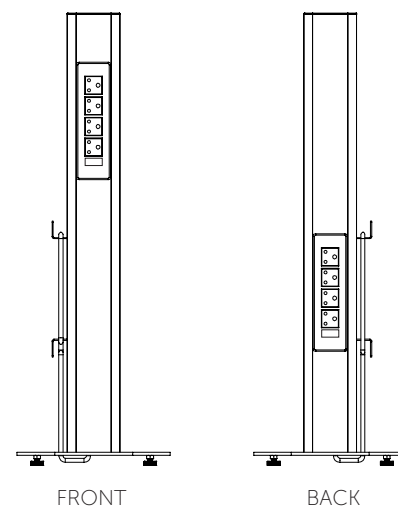
POWER TOWER



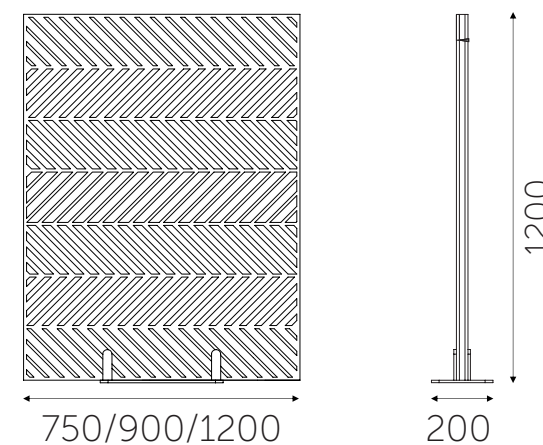
Without Castors




With Castors




1 + 1 Switch Plate, 4 Power Sockets in each Plate
L 305 x D 197 x H 900 mm



Available with and without Castors



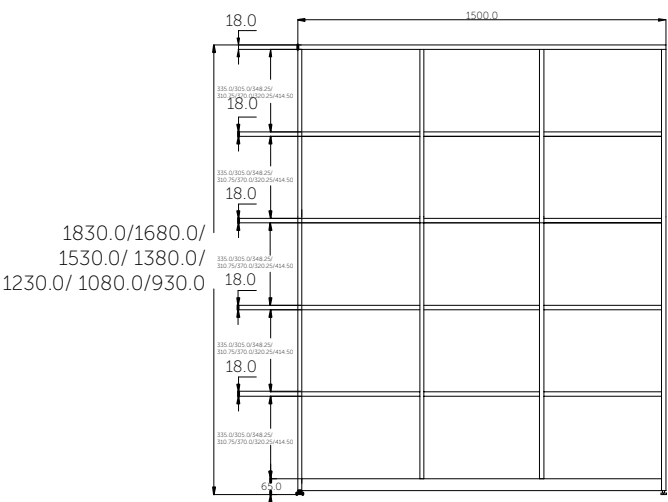
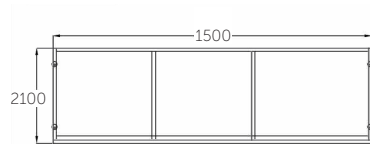
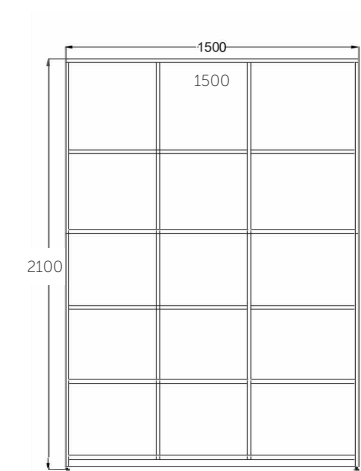
Design A



Design B

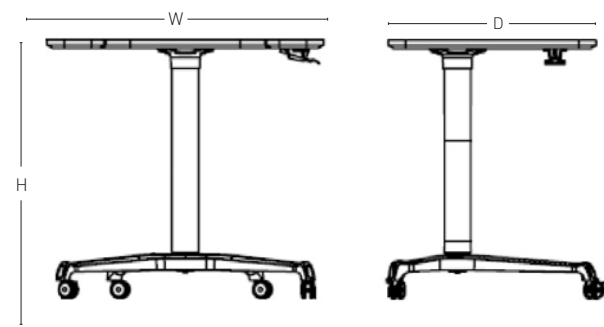


MULTIPURPOSE RACK



- LAMINATE
- Silver Grey
 - Thansau Maple
 - Everest White
 - Highland Pine

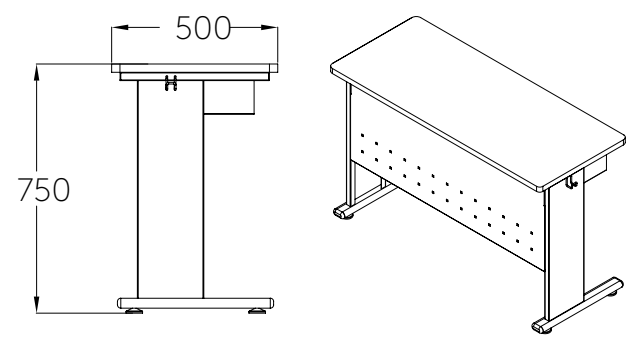
TEACHERS TABLE



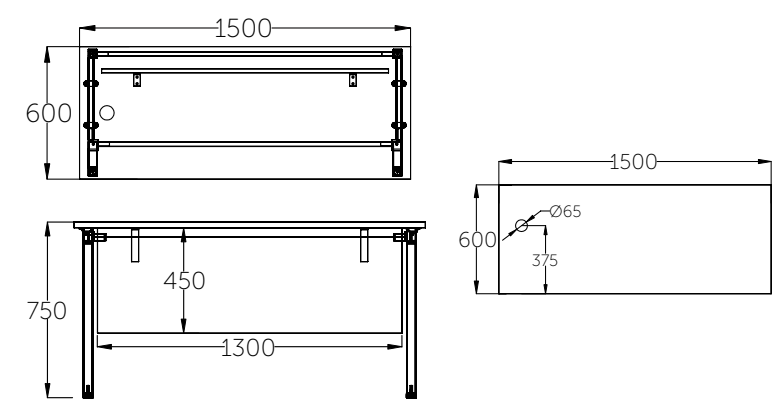
Pneumatic Hright Adjustable
Capacity: Dynamic Load upto 8kg
Static Load upto 50kg
Height Range: 750 to1150mm
W 800mm x D 600mm x H 750-1150mm



Elevate Table with Forum Tellar Base Chair



Phoenix




Perform

- POWDER COATING
- Silver Grey
 - Dark Grey
 - Feather White
 - Moon Light Grey

- LAMINATE
- Silver Grey
 - Thansau Maple
 - Everest White
 - Highland Pine

LIBRARY

Introducing our innovative library furniture collection, where form meets function seamlessly. Recognizing that libraries serve as more than just spaces for individual study, our modern library furniture actively promotes collaboration and social engagement. Through thoughtful design elements like communal tables, lounge areas, and modular seating, our library furniture encourages group work, brainstorming sessions, and informal conversations among visitors. These collaborative spaces create an environment that facilitates the sharing of knowledge, encourages creative exchanges, and fosters the formation of meaningful connections within the community. By embracing these features, our modern library furniture transforms libraries into dynamic hubs where individuals can engage with others, exchange ideas, and build relationships.



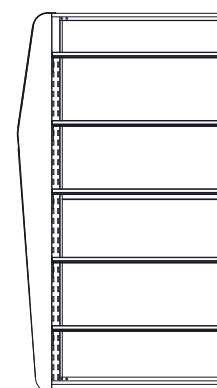
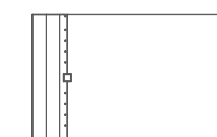


GUIDE

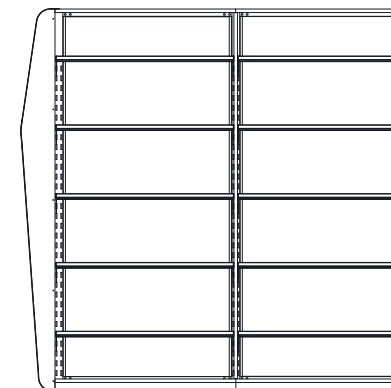
Introducing the star of the Library Range, "Guide". Designed to perfection and the winner of the International A'Design 2014 Bronze Award in Milan (Furniture, Decorative items & Homeware Design Category), it can be colour coded and indexed, enabling anyone to find the knowledge they desire among the vast ocean of books. With a modern 'Metro' curve at one end, 'Guide' can be extended infinitely with extra racks at the other end to make a one sided library rack or even attached parallel to another rack to make it a two-sided rack, that can again be extended infinitely.



TECHNICAL DETAILS

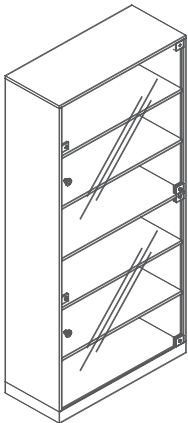


L : 1095/900mm*
D : 700mm
H : 1975mm

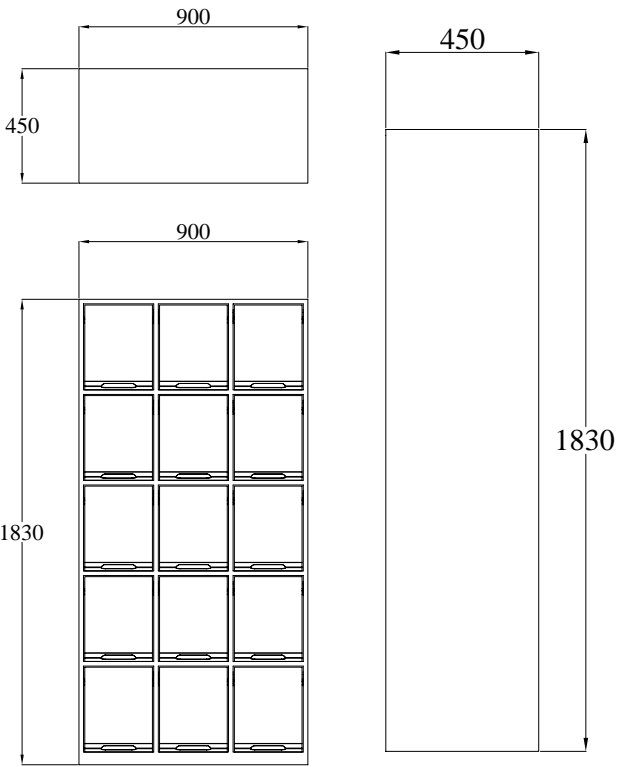


L : 1095/900mm
D : 350mm
H : 1975mm

* Length of first unit = 1095mm, Length of addon unit = 900mm



L : 900mm
D : 400mm
H : 2100mm

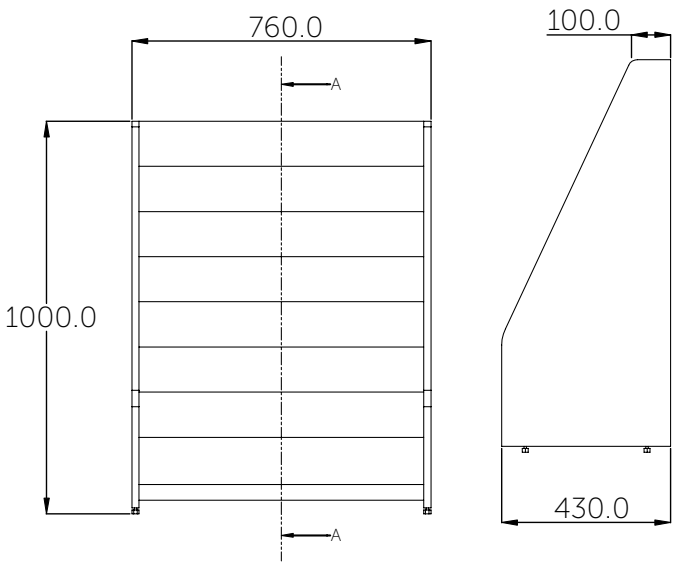


L : 900
D : 450
H : 1830

RIPPLE



TECHNICAL DETAILS

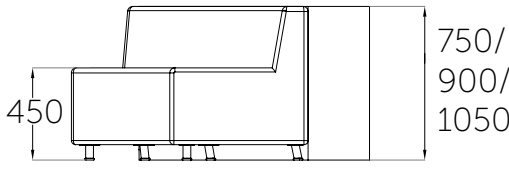
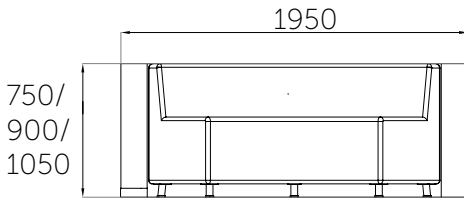
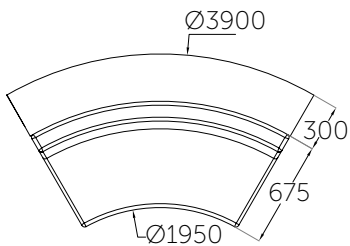


CURVE LIBRARY



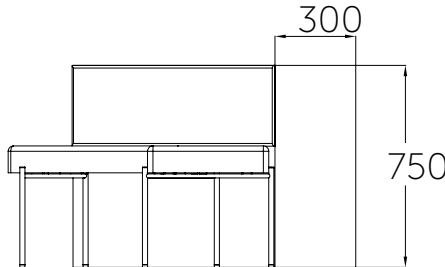
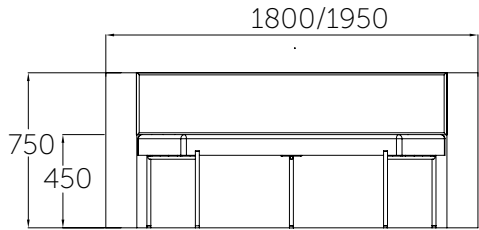
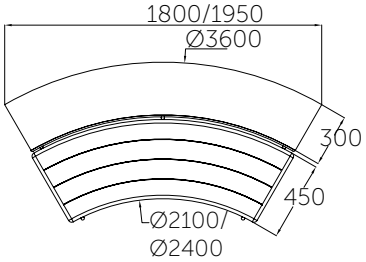
TECHNICAL DETAILS

SOFA 750/900/1050MM




TECHNICAL DETAILS

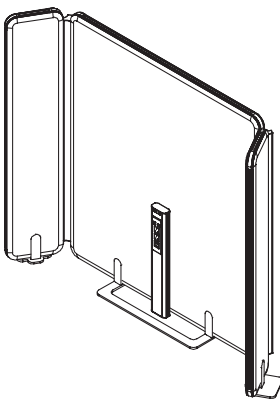
VIVID BENCH 1800/1950







12 SEATER ARENA



MEDIA UNIT

TECHNICAL DETAILS

Arena Dimensions (LxWxH)	4500 x 1750 x 1200 mm
Media Unit Dimensions	1860 x 460 x 1500 mm

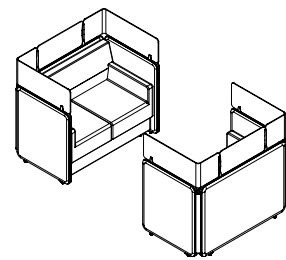
- NOTE:
1. Aluminium extrusions comes with anodised finish.
 2. Select one colour of fabric for inner and one colour for outer body panels.

INTERACT

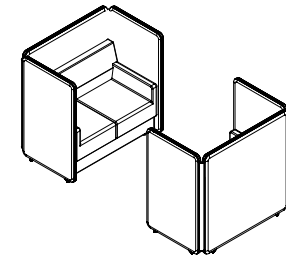


Single Unit Dimensions (LxWxH) 1300 x 800 x 1200 mm

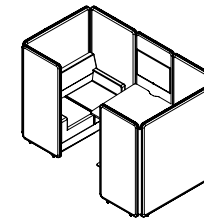
- NOTE:
1. Aluminium extrusions comes with anodised finish.
 2. Select one colour of fabric for inner and one colour for outer body panels.
 3. Fabric colour of sofa is always same as of outer body of panels.



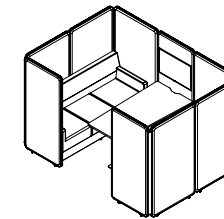
2+2 SEATER WITH SCREEN



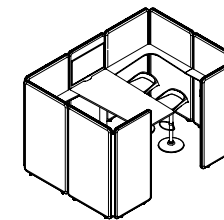
2+2 SEATER WITHOUT SCREEN



2+2 SEATER



3+3 SEATER



WITH HIGH DESK

POD



3+3 Seater Dimensions (LxWxH) 2700 x 1900 x 1650 mm

2+2 Seater Dimensions 2700 x 1350 x 1650 mm

- NOTE:
1. Aluminium extrusions comes with anodised finish.
 2. Select one colour of fabric for inner and one colour for outer body panels.

RECHARGE



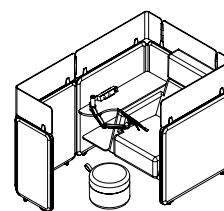
With Return Panel (With Screen) Dimensions (LxWxH) 1200 x 1800 x 1200 mm

Without Return Panel (With Screen) Dimensions 1200 x 950 x 1200 mm

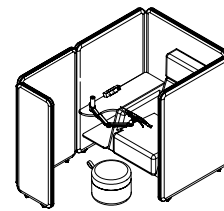
With Return Panel (Without Screen) Dimensions 1200 x 1800 x 1200 mm

Without Return Panel (Without Screen) Dimensions 1200 x 950 x 1200 mm

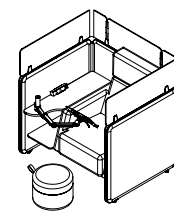
- NOTE:
1. Aluminium extrusions comes with anodised finish.
 2. Select one colour of fabric for inner and one colour for outer body panels.
 3. Fabric colour of sofa is always same as of outer body of panels.
 4. Leg rest comes with dual colours selected for inner/outer panels.



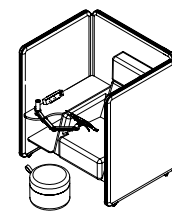
WITH RETURN PANEL
(With Acrylic Screen)



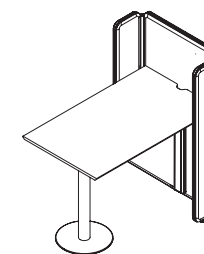
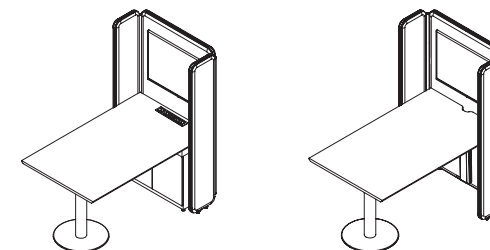
WITH RETURN PANEL
(Without Acrylic Screen)



WITHOUT RETURN PANEL
(With Acrylic Screen)



WITHOUT RETURN PANEL
(Without Acrylic Screen)



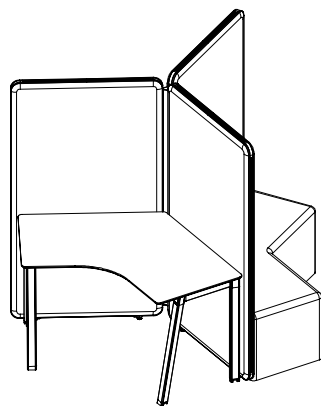
Standard Height (With Storage) Standard Height (Without Storage) With High Desk (With & Without Storage)
Mediascape: L 1560 x W 1000 x H 1650 mm | Table: L 900 x W 1500 x H 750/1000 mm | Storage: L 750 x W 250 x H 725/975 mm

- NOTE:
1. Aluminium extrusions comes with anodised finish.
 2. Select one colour of fabric for inner and one colour for outer body panels.

MEDIASCAPE



MULTIPLY



120° MODULE

TECHNICAL DETAILS

- NOTE:
- 1. Aluminium extrusions comes with anodised finish.
 - 2. Select one colour of fabric for inner and one colour for outer body panels.
 - 3. Fabric colour of sofa is always same as of outer body of panels.

Dimensions (LxWxH)
1900 x 1900 x 1650 mm

REFLECT



TECHNICAL DETAILS

Reflect Dimensions (LxWxH) 2000 x 1360 x 900 mm
Table Top Dimensions 650 x 550 x 40 mm

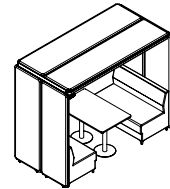
- NOTE:
- 1. Aluminium extrusions comes with anodised finish.
 - 2. Select one colour of fabric for inner and one colour for outer body panels.

POD

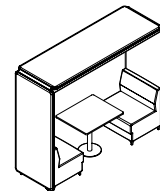
SEMI CLOSED



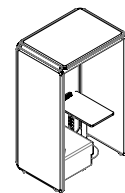
with Back Panel



2+2 Seater
L 2700 x W 1350 x H 2150 mm



1+1 Seater
L 2700 x W 900 x H 2150 mm



Single Seater
L 1320 x W 900 x H 2150 mm



without Back Panel

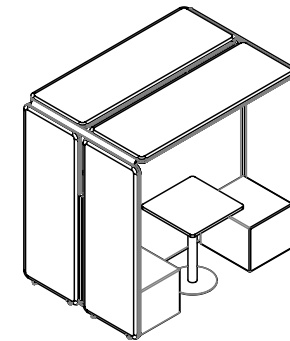
TECHNICAL DETAILS

:

- NOTE: 1. Aluminium extrusions comes with anodised finish.
2. Select one colour of fabric for inner and one colour for outer body panels.

POD

SEMI CLOSED SHARING

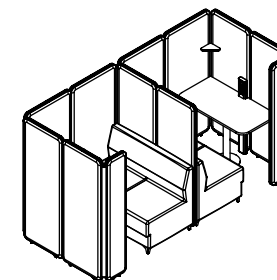


4 Seater Sharing
L 1920 x W 1350 x H 1820 mm

TECHNICAL DETAILS

- NOTE: 1. Aluminium extrusions comes with anodised finish.
2. Select one colour of fabric for inner and one colour for outer body panels.

WORK POD

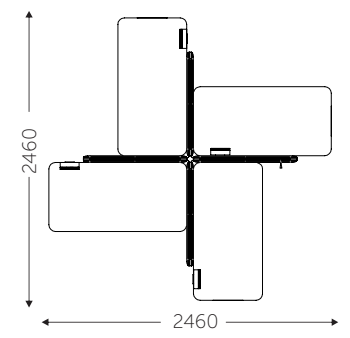



2+2 Seater
L 2980 x W 1320 x H 1650 mm

TECHNICAL DETAILS

- NOTE: 1. Aluminium extrusions comes with anodised finish.
2. Select one colour of fabric for inner and one colour for outer body panels.

STUDY CARELS



TECHNICAL DETAILS

Screen (LxH) : 900 x 1650 mm | Table (LxWxH) : 1200 x 600 x 1050 mm

NOTE: 1. Aluminium extrusions comes with anodised finish.

HONEYCOMB



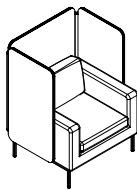
TECHNICAL DETAILS

NOTE: 1. Aluminium extrusions comes with anodised finish.
2. Select one colour of fabric for inner and one colour for outer body panels.

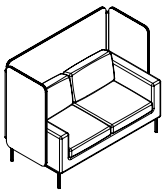
OMEGA 1



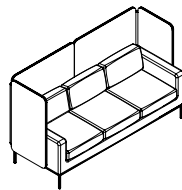
TECHNICAL DETAILS



Single Seater
L 900 x D 820 x H 1200 mm



Two Seater
L 1500 x D 820 x H 1200 mm



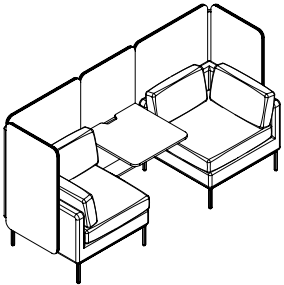
Three Seater
L 2100 x D 820 x H 1200 mm

NOTE: 1. Aluminium extrusions comes with anodised finish.

OMEGA 2

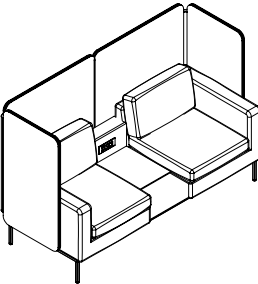


With work table and power management



L 2275 x D 820 x H 1200

OMEGA 3



L 1900 x D 820 x H 1200 mm

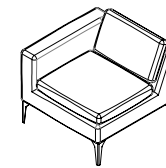
NOTE: 1. Aluminium extrusions comes with anodised finish.



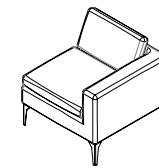
S SERIES



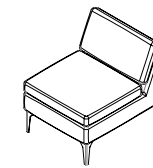
Single Seater



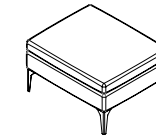
S1



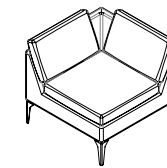
S2



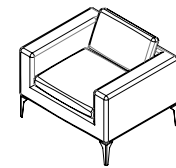
S3



S5

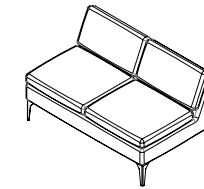


S7

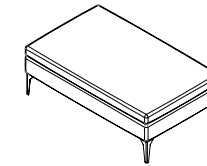


S8

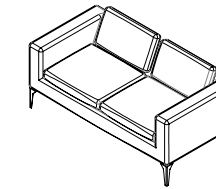
Two Seater



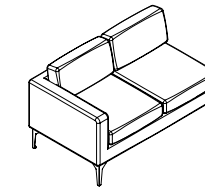
S4



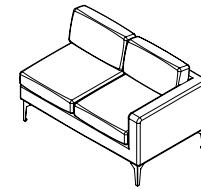
S6



S9

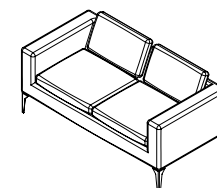


S10

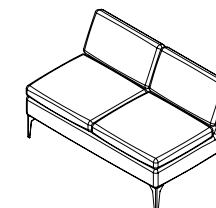


S11

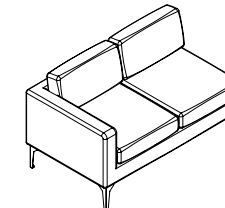
Two & Half Seater



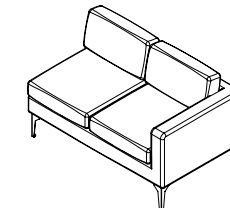
S16



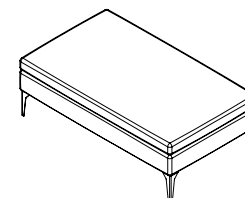
S18



S20

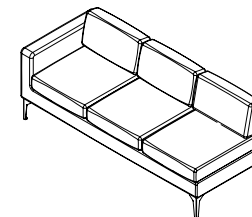


S21

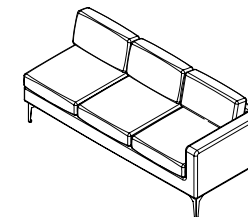


S24

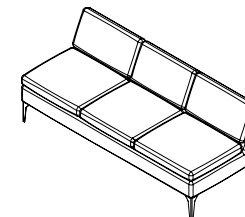
Three Seater



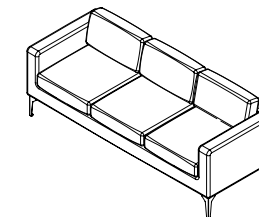
S12



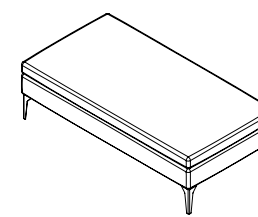
S13



S14

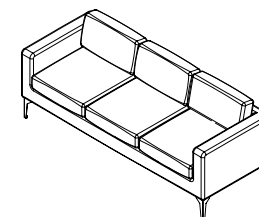


S15

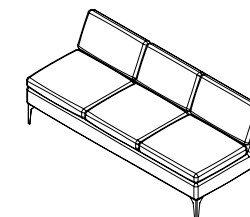


S25

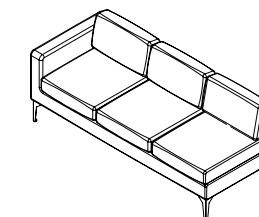
Three & Half Seater



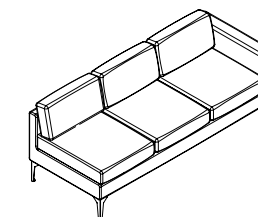
S17



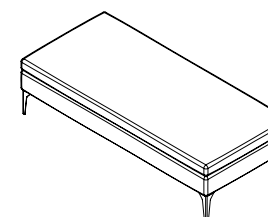
S19



S22



S23



S26

TECHNICAL DETAILS

Metal Powder Coated

S1: L 725 x D 790 x H 790
S2: L 725 x D 790 x H 790
S3: L 600 x D 790 x H 790
S4: L 1200 x D 790 x H 790
S5: L 600 x D 550 x H 450
S6: L 1200 x D 550 x H 450
S7: L 790 x D 790 x H 790

S8: L 850 x D 790 x H 790
S9: L 1450 x D 790 x H 790
S10: L 1325 x D 790 x H 790
S11: L 1325 x D 790 x H 790
S12: L 1925 x D 790 x H 790
S13: L 1925 x D 790 x H 790
S14: L 1800 x D 790 x H 790

S15: L 2050 x D 790 x H 790
S16: L 1750 x D 790 x H 790
S17: L 2350 x D 790 x H 790
S18: L 1500 x D 790 x H 790
S19: L 2100 x D 790 x H 790
S20: L 1625 x D 790 x H 790

S21: L 1625 x D 790 x H 790
S22: L 2225 x D 790 x H 790
S23: L 2225 x D 790 x H 790
S24: L 1500 x D 550 x H 450
S25: L 1800 x D 550 x H 450
S26: L 2100 x D 550 x H 450



GENESIS

WITH ARMS



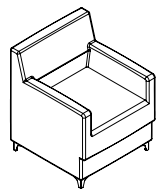
GENESIS

WITHOUT ARMS

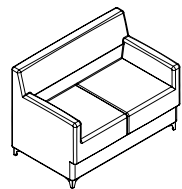


TECHNICAL DETAILS

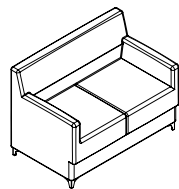
Metal Powder Coated Legs



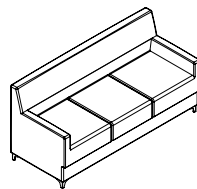
Single Seater
L 700 x D 725 x H 860



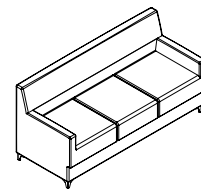
Two Seater
L 1200 x D 725 x H 860



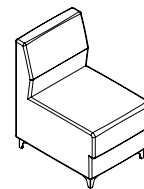
Two & Half Seater
L 1500 x D 725 x H 860



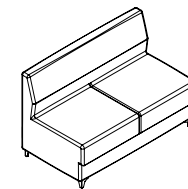
Three Seater
L 1800 x D 725 x H 860



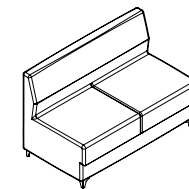
Three & Half Seater
L 2100 x D 725 x H 860



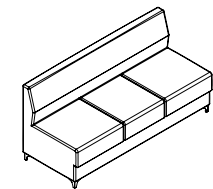
Single Seater
L 530 x D 725 x H 860



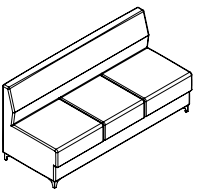
Two Seater
L 1060 x D 725 x H 860



Two & Half Seater
L 1360 x D 725 x H 860



Three Seater
L 1590 x D 725 x H 860



Three & Half Seater
L 1890 x D 725 x H 860

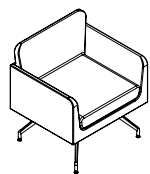
Metal Powder Coated

M SERIES
METAL LEGS

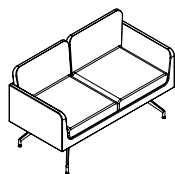


TECHNICAL DETAILS

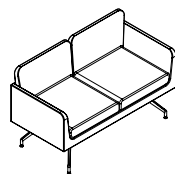
Metal Powder Coated Legs



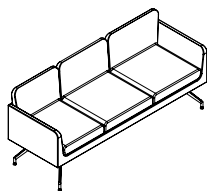
Single Seater
L 700 x D 665 x H 780



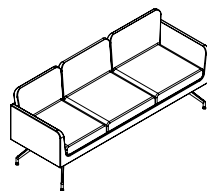
Two Seater
L 1200 x D 665 x H 780



Two & Half Seater
L 1500 x D 665 x H 780



Three Seater
L 1800 x D 665 x H 780



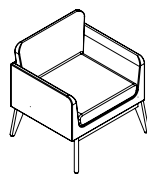
Three & Half Seater
L 2100 x D 665 x H 780

W SERIES
WOOD LEGS

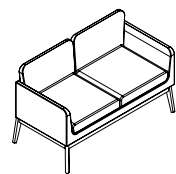


TECHNICAL DETAILS

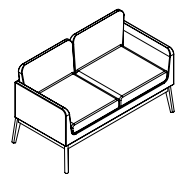
Solid Wood Legs



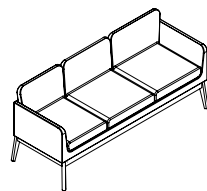
Single Seater
L 700 x D 665 x H 780



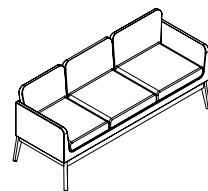
Two Seater
L 1200 x D 665 x H 780



Two & Half Seater
L 1500 x D 665 x H 780

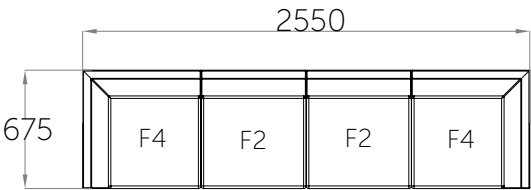
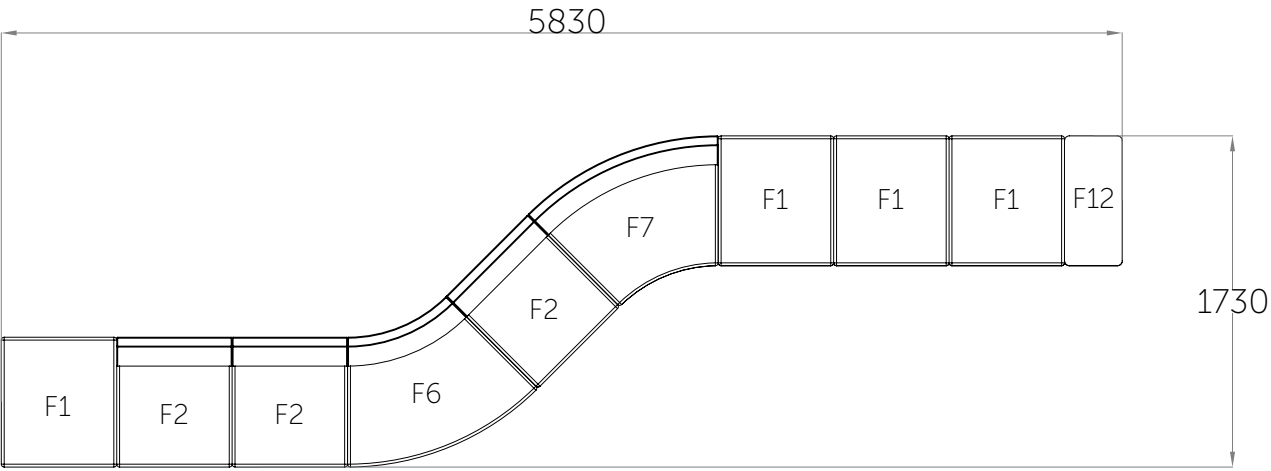


Three Seater
L 1800 x D 665 x H 780



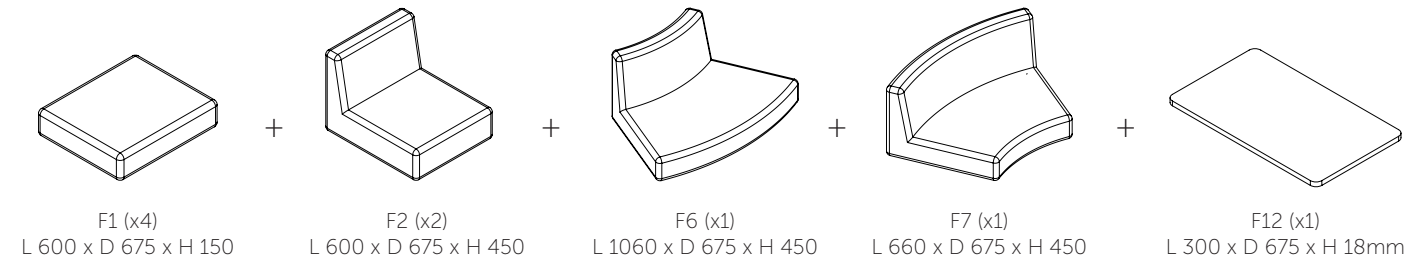
Three & Half Seater
L 2100 x D 665 x H 780

F SERIES



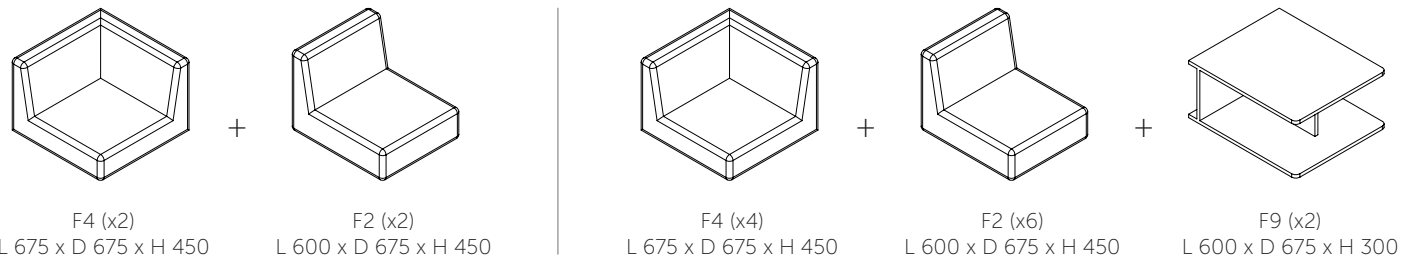
TECHNICAL DETAILS

Metal Powder Coated Legs

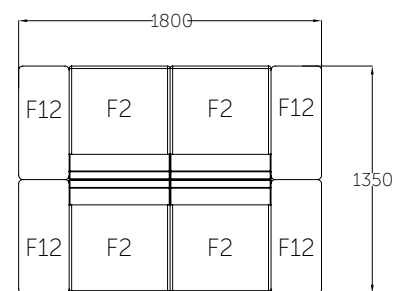
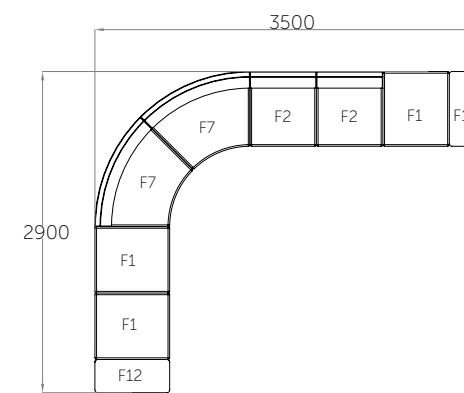
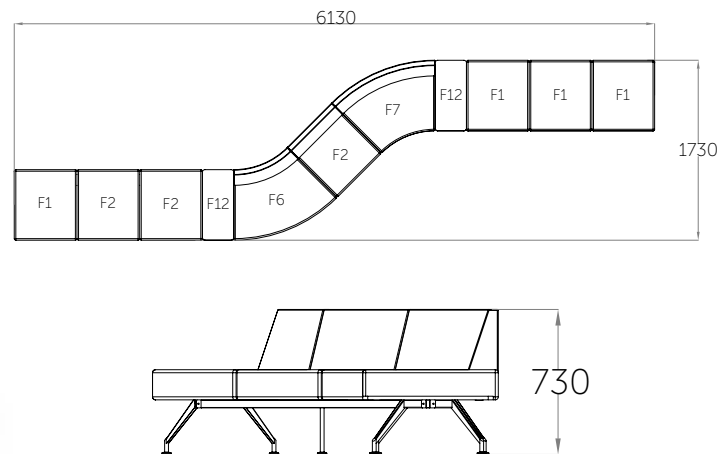


TECHNICAL DETAILS

Metal Powder Coated Legs

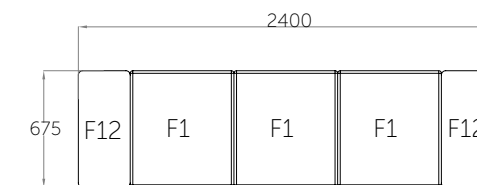
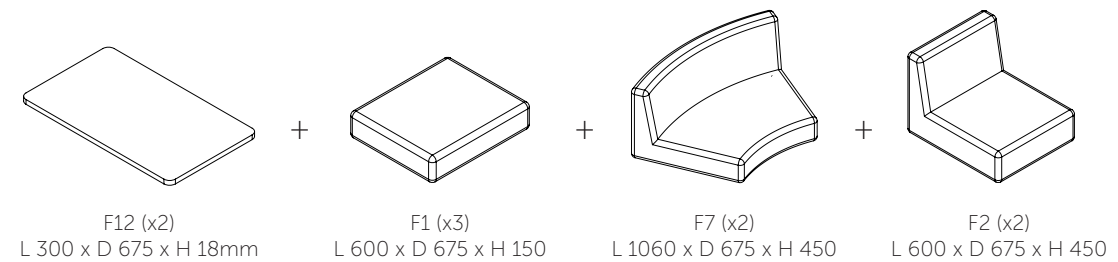


F SERIES



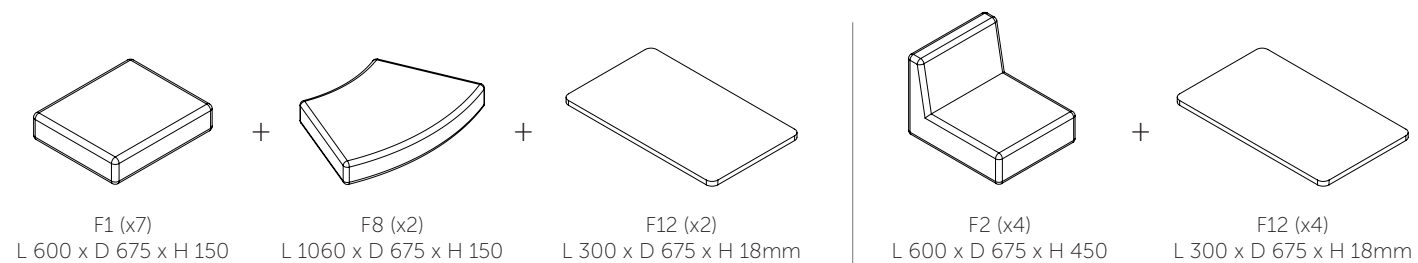
TECHNICAL DETAILS

Metal Powder Coated Legs



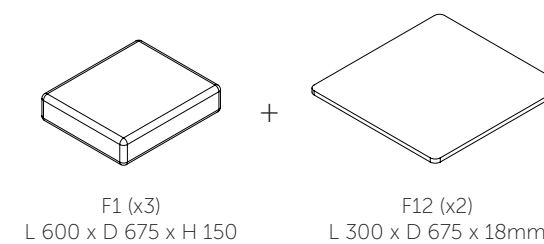
TECHNICAL DETAILS

Metal Powder Coated Legs



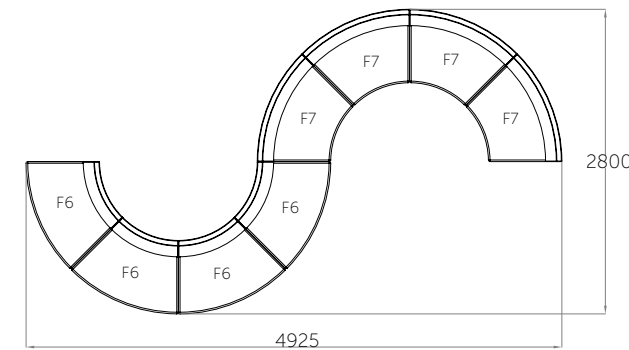
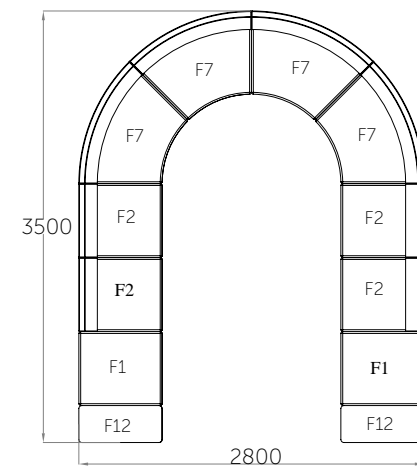
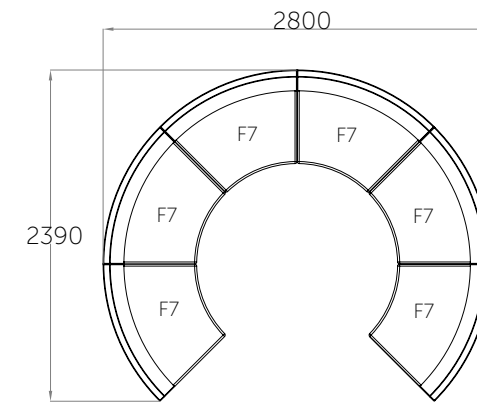
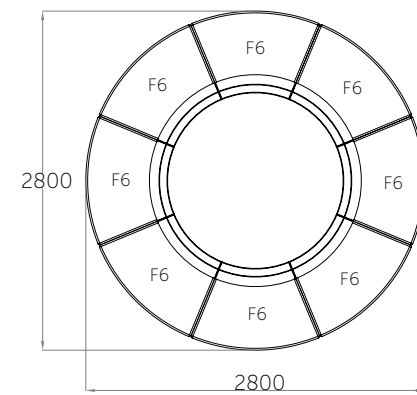
TECHNICAL DETAILS

Metal Powder Coated Legs



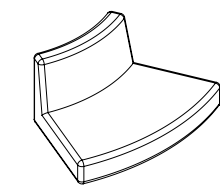


F SERIES

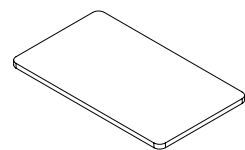


TECHNICAL DETAILS

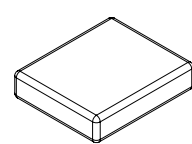
Metal Powder Coated Legs



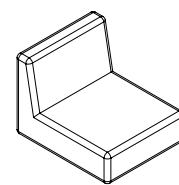
F6 (x8)
L 1060 x D 675 x H 450



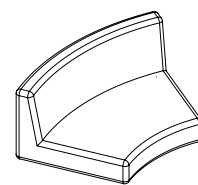
F12 (x2)
L 300 x D 675 x H 18mm



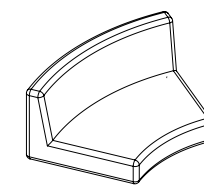
F1 (x2)
L 600 x D 675 x H 150



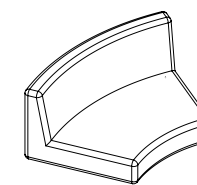
F2 (x4)
L 600 x D 675 x H 450



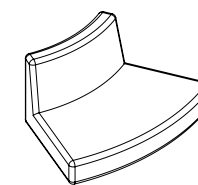
F7 (x4)
L 660 x D 675 x H 450



F7 (x6)
L 660 x D 675 x H 450



F7 (x4)
L 660 x D 675 x H 450



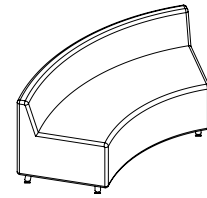
F6 (x4)
L 1060 x D 675 x H 450

TECHNICAL DETAILS

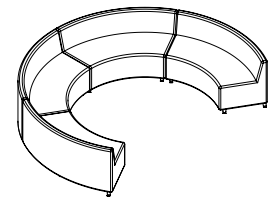
Metal Powder Coated Legs

CONCAVE

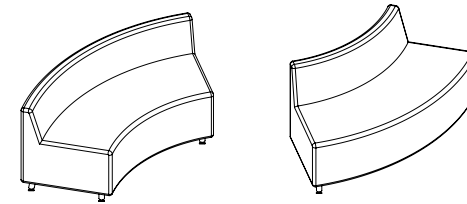
Metal Powder Coated



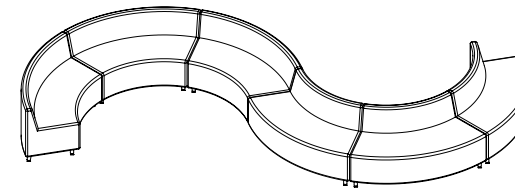
Concave Single
Outer R 1650 / Inner R 1000 x D 650 x H 750 mm



Semi Circle
Outer Dia 3300 / Inner Dia 2000 x D 650 x H 750 mm



Concave Convex
Outer R 1650 / Inner R 1000 x D 650 x H 750 mm



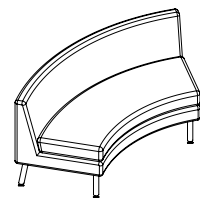
S Shape 6 Piece
L 5140 x D 4625 x H 750 mm



S SHAPE

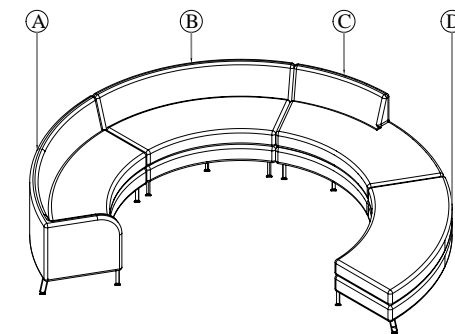
CONCAVE 2P

Metal Powder Coated



Concave 2P Single
Outer R 1650 / Inner R 1000 x D 650 x H 750 mm

Metal Powder Coated



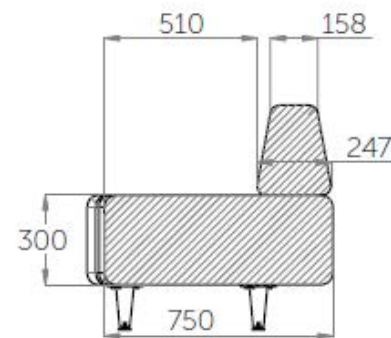
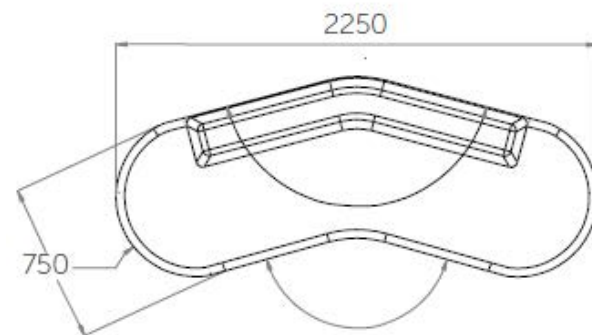
A: With back rest & Armrest | B: With Back rest |
C: With half back rest | D: Without back rest

Single Sofa Outer R 1650 / Inner R 1000 x D 650 x H 750 mm (with back rest) / W.O. back rest H 450 mm
Semi Circular Sofa Outer Dia 3300 / Inner Dia 2000 x D 3170 x H 750 mm

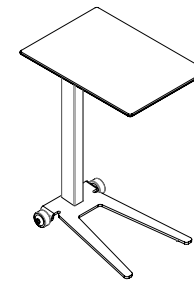
SEMI CIRCULAR



BEAN



LAPTOP TABLE



L 400 x D 500 x H 675 mm



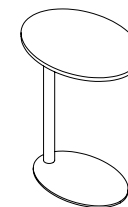
Spiky



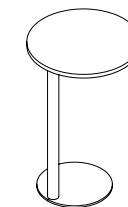
Rectangle
L 550 x D 450 x H 675



Square
L 450 x D 450 x H 675



Oval
L 550 x D 400 x H 675



Round
Dia 450 x H 675



Triangle
L 465 x D 495 x H 675



Brisk



MULTI LEVEL



TECHNICAL DETAILS

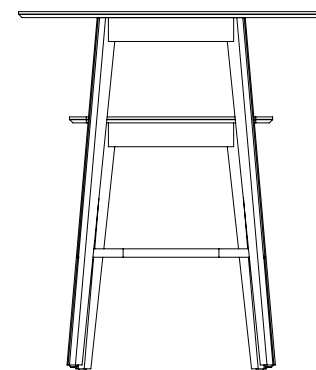
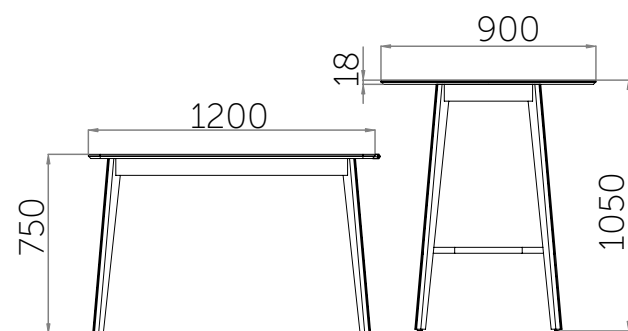

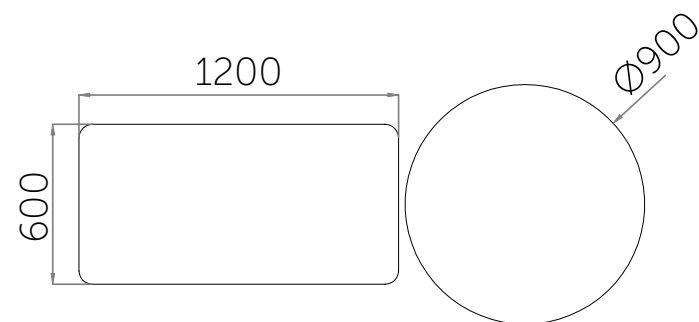
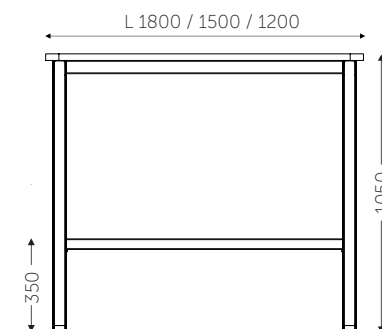


Table Top: PLB (for non cafeteria use)
Hydro-Shield (for cafeteria use, Edge finishing will be black)
Legs: Metal

Chair: Loop Cushion



1800x900	1500x800	1200x800
----------	----------	----------

Hydro-Shield Colours

- Ice Beech
- Everest White
- Gothic Grey

PLB Colours

- Thansau Maple
- White

Metal Powder Coating Colours

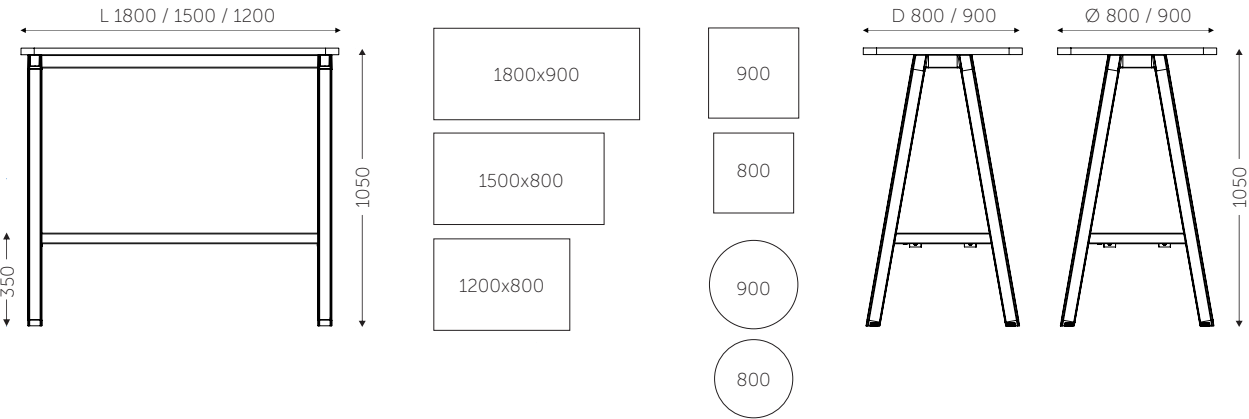
- Moon Light Grey
- Ivory
- White
- Black
- Dark Grey
- Silver Grey

SWITCH METAL
ANGULAR LEGS



Table Top: PLB (for non cafeteria use)
Hydro-Shield (for cafeteria use, Edge finishing will be black)
Legs: Metal

Chair: Leaf Cushion



Hydro-Shield Colours

- Ice Beech
- Everest White
- Gothic Grey

PLB Colours

- Thansau Maple
- White

Metal Powder Coating Colours

- Moon Light Grey
- Ivory
- White
- Black
- Dark Grey
- Silver Grey

HIGH TABLE
WOODEN LEGS



Chair: Leaf Solid Wood Legs

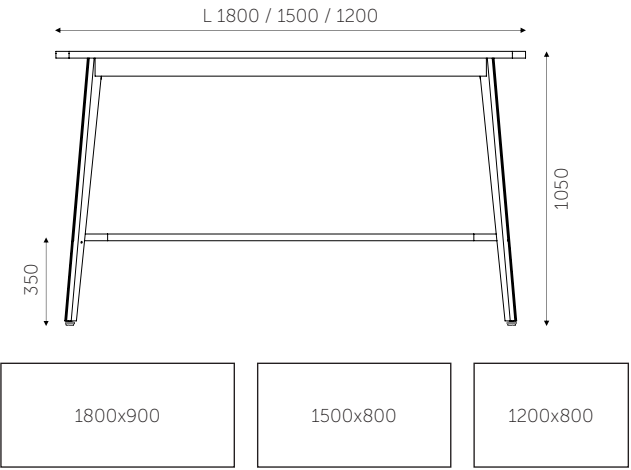
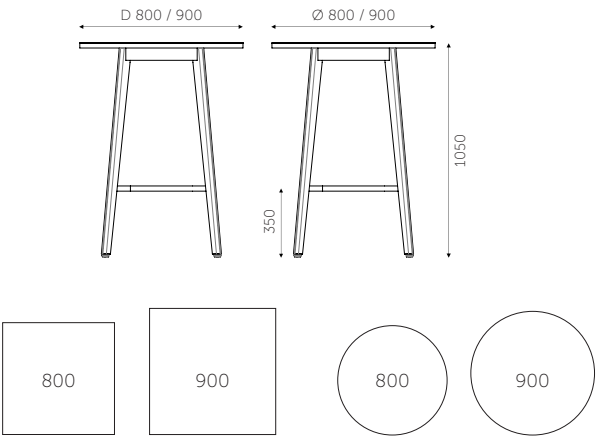


Table Top: PLB (for non cafeteria use)
Hydro-Shield (for cafeteria use, Edge finishing will be black)
Legs: Solid Wood Legs with Metal Footrest



Chair: Zella Solid Wood Legs

Chair: Leaf Solid Wood Legs

PLB Colours

- Thansau Maple
- White

Hydro-Shield Colours

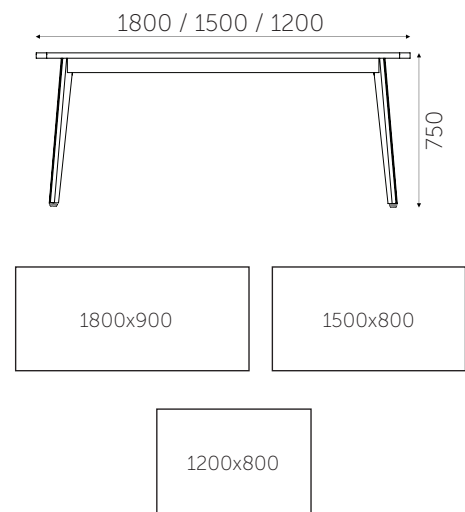
- Ice Beech
- Everest White
- Gothic Grey

TABLES

WOODEN LEGS



Chair: Leaf Wooden Legs



Chair: Zella Wooden Legs

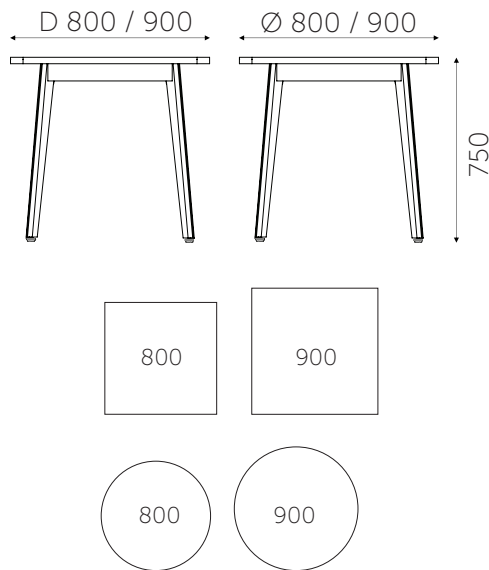


Table Top: PLB (for non cafeteria use)
Hydro-Shield (for cafeteria use, Edge finishing will be black)
Legs: Solid Wood

- | PLB Colours | | Hydro-Shield Colours | |
|---|---|---|--|
|  Thansau Maple |  Ice Beech |  Gothic Grey | |
|  White |  Everest White | | |

SWITCH

METAL LEGS



Chair: Loop Cushion

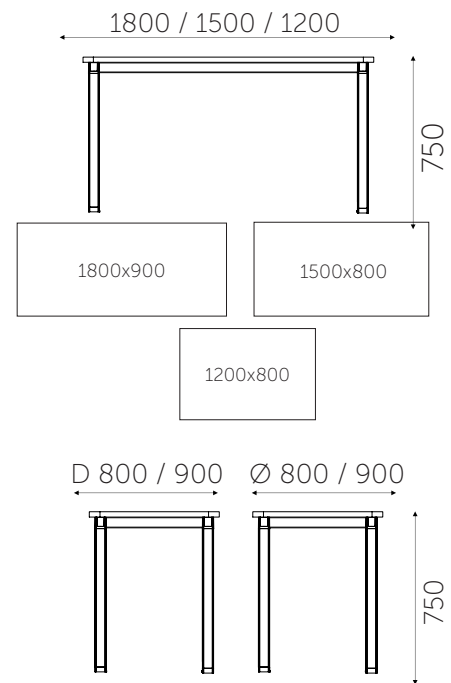
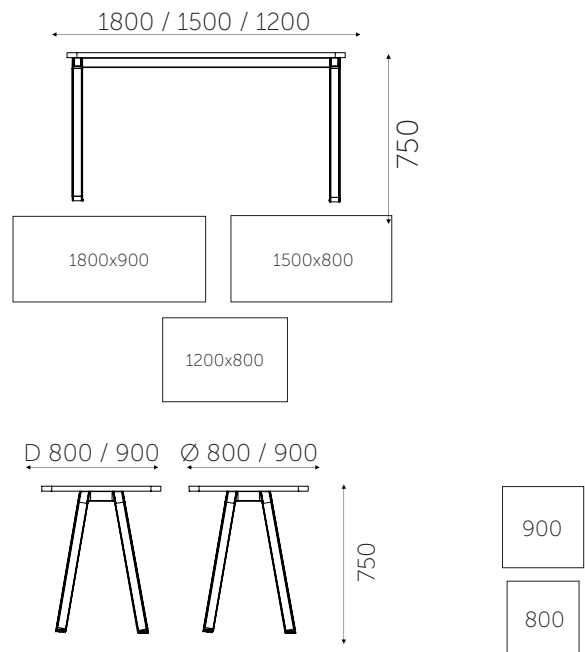


Table Top: PLB (for non cafeteria use)
Hydro-Shield (for cafeteria use, Edge finishing will be black)
Legs: Metal



Chair: Leaf Cushion

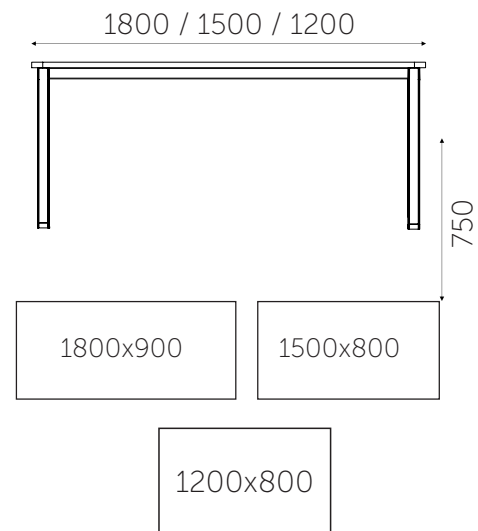
- | PLB Colours | | Hydro-Shield Colours | |
|---|---|---|--|
|  Thansau Maple |  Gothic Grey |  Ice Beech | |
|  White |  Everest White |  Gothic Grey | |
-
- | Metal Powder Coating Colours | | |
|---|---|---|
|  White |  Moon Light Grey |  Black |
|  Silver Grey |  Ivory |  Dark Grey |

PEFORM

METAL LEGS



Chair: Loop Cushion



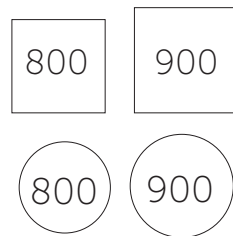
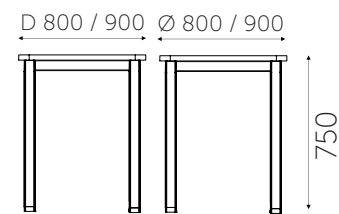
PEFORM

METAL LEGS



Chair: Leaf Cushion


Table Top: PLB (for non cafeteria use)
Hydro-Shield (for cafeteria use, Edge finishing will be black)
Legs: Metal



PLB Colours



Hydro-Shield Colours



Metal Powder Coating Colours

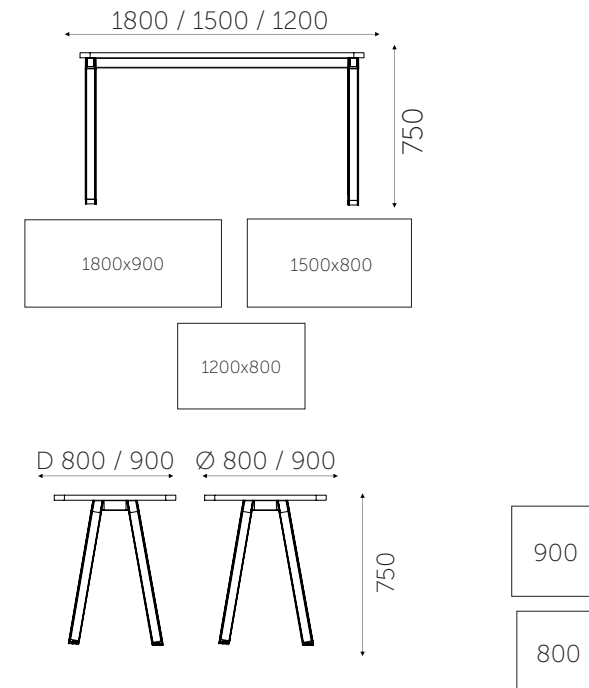


SYNERGY

METAL LEGS



Chair: Loop Cushion

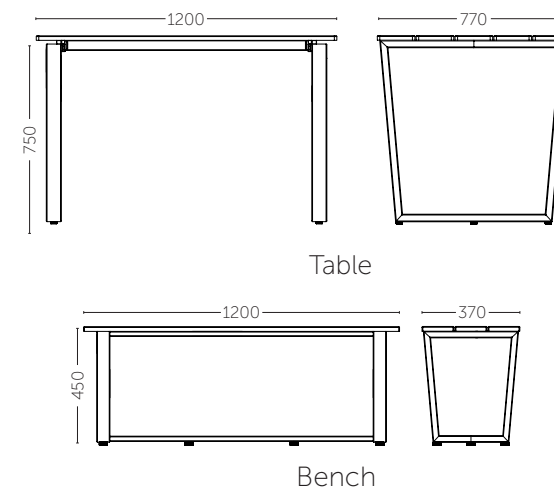


LOOP

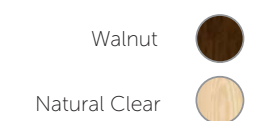
TABLE & BENCH



Table & Bench Top: Rubber Wood | Legs: Metal Powder Coated



Rubber Wood Colours



Powder Coating Colours



CENTRE TABLE
WOOD LEGS

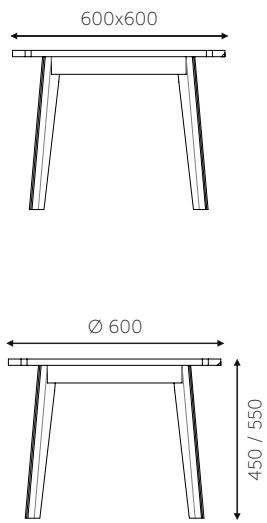
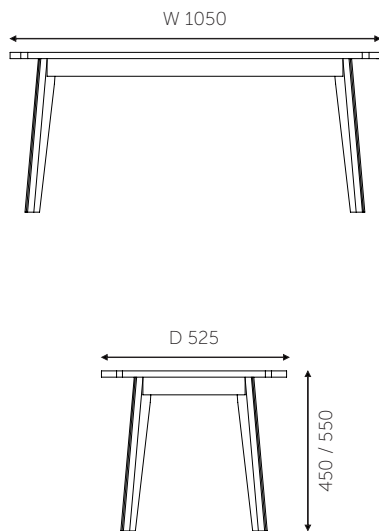


Table Top: PLB (for non cafeteria use) & Hydro-Shield (for cafeteria use, Edge finishing will be black) | Legs: Solid Wood Legs



- PLB Colours
- Thansau Maple
 - White
- Hydro-Shield Colours
- Ice Beech
 - Everest White
 - Gothic Grey

CENTRE TABLE
METAL LEGS



RECTANGLE SHAPE
L 1050 x D 600 x H 450 / 550



OVAL SHAPE
L 1050 x D 600 x H 450 / 550

Table Top: PLB (for non cafeteria use) & Hydro-Shield (for cafeteria use, Edge finishing will be black) | Legs: Metal Powder Coated



ROUND SHAPE
Ø 600 x H 450 / 550

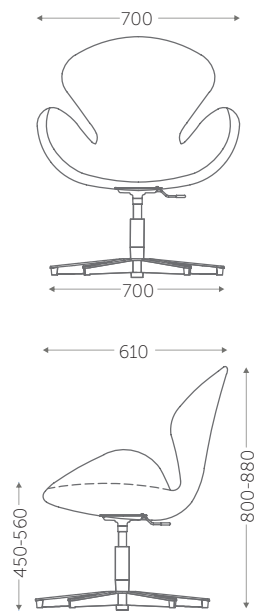


SQUARE SHAPE
L 600 x D 600 x H 450 / 550

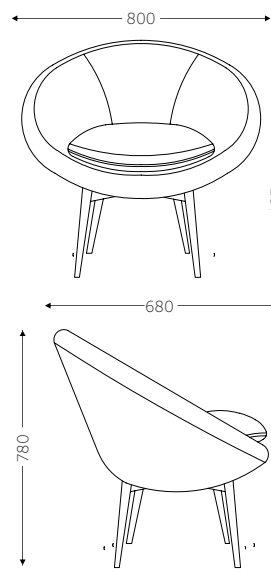
- PLB Colours
- Thansau Maple
 - White
- Hydro-Shield Colours
- Ice Beech
 - Everest White
 - Gothic Grey

- Powder Coating Colours
- Black
 - Dark Grey
 - Moon Light Grey

FLORA



ARCTIC



Black Powder Coated



Silver Powder Coated

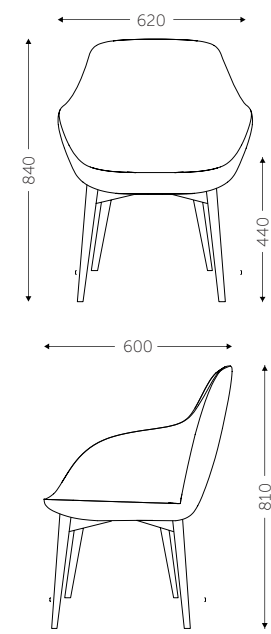


Alluminium

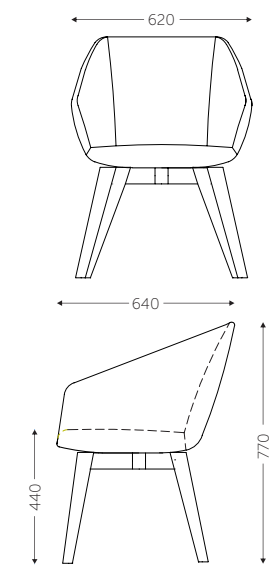


Solid Wood

COSTA



CLARA



Black Powder Coated



Silver Powder Coated



Alluminium

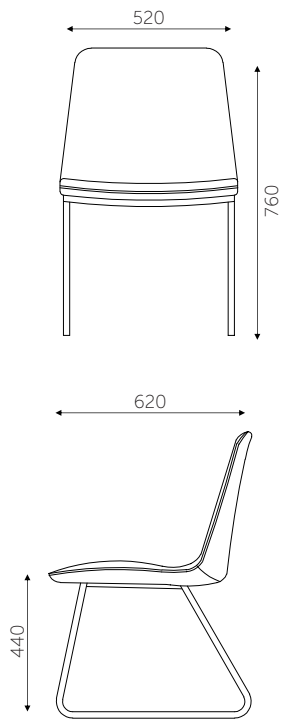


Solid Wood

FREYA



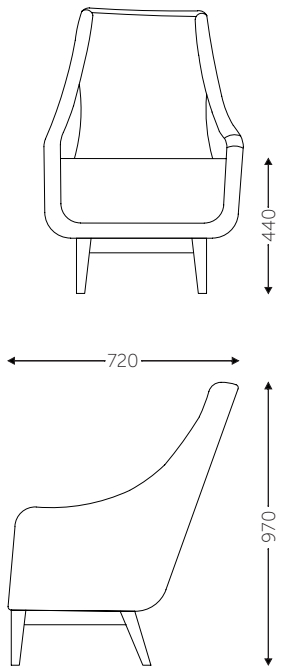
Metal Powder Coated Understructure



Solid Wood Legs



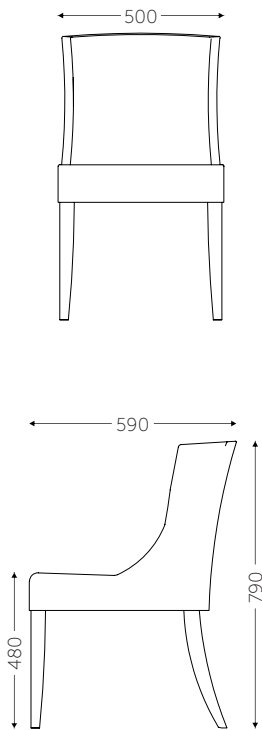
LUCA



ATHENA



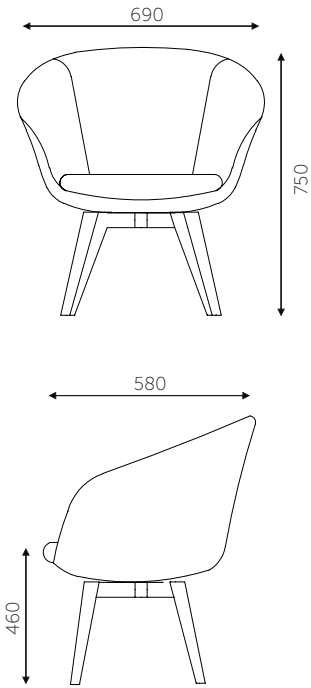
Solid Wood Legs



Solid Wood Legs



LUNA





POUFFE



Circa
W 600 x D 600 x H 450 mm



Cylvia
W 390 x D 390 x H 450 mm



Duo
W 1000 x D 500 x H 395 mm



Cylvia Pouffe
Ø 400 x H 385



Circa Pouffe
Ø 635 x H 440



Penta
W 590 x D 570 x H 385 mm



Qube
W 410 x D 390 x H 385 mm



Conical
Dia 490 / 390 x H 450 mm



Quart de
W 620 x D 450 x H 385 mm



SADDLE



Saddle
W 800 x D 400 x H 500

BENCHES



CURVED BENCH
L 1750 / 915 x D 450 x H 450



RECTANGLE BENCH
L 1300 x D 450 x H 450




SQUARE BENCH
L 450 x D 450 x H 450



ROUND BENCH
Dia 450 x H 450

METAL BENCHES



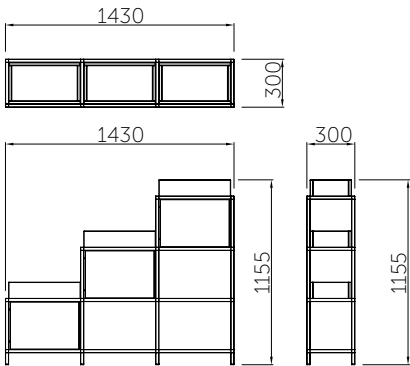
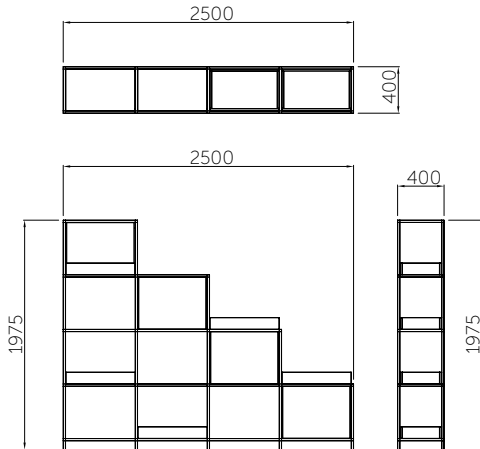
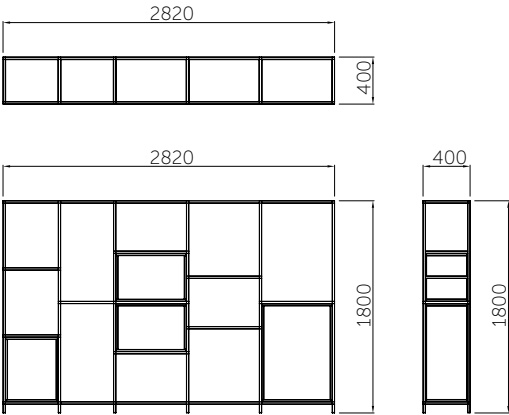
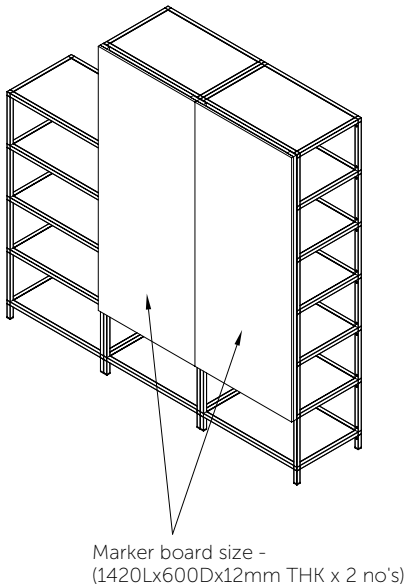
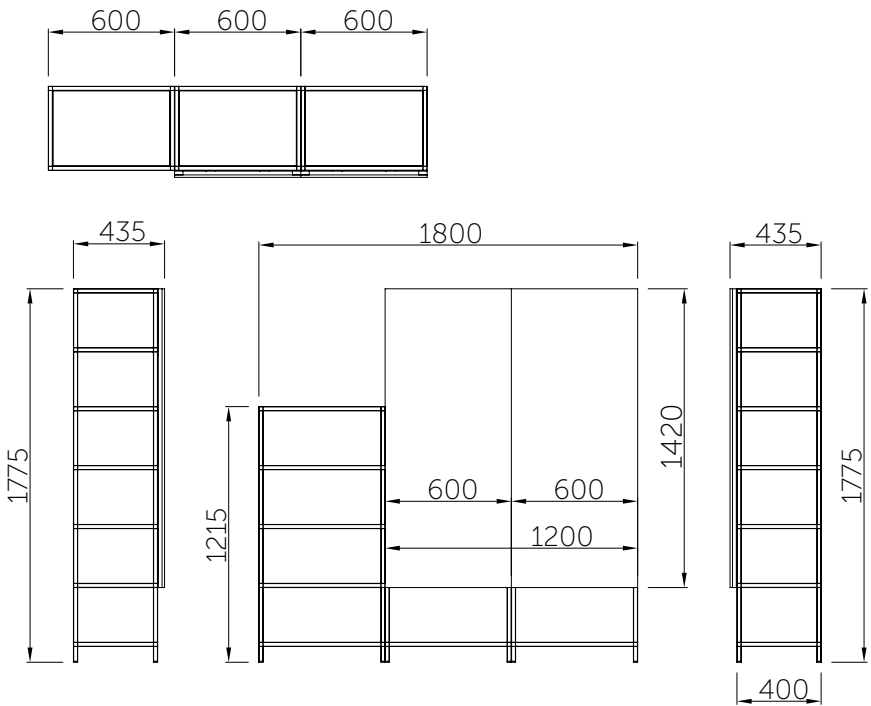


TETRIS

MARKER BOARD



TECHNICAL DETAILS



- Metal Powder Coating

Black
- PLB Finishes

Thansau Maple
Everest White

TETRIS



Display Planter unit
W 2820 x D 400 x H 1805 mm



Display Planter unit
W 2500 x D 400 x H 1975 mm

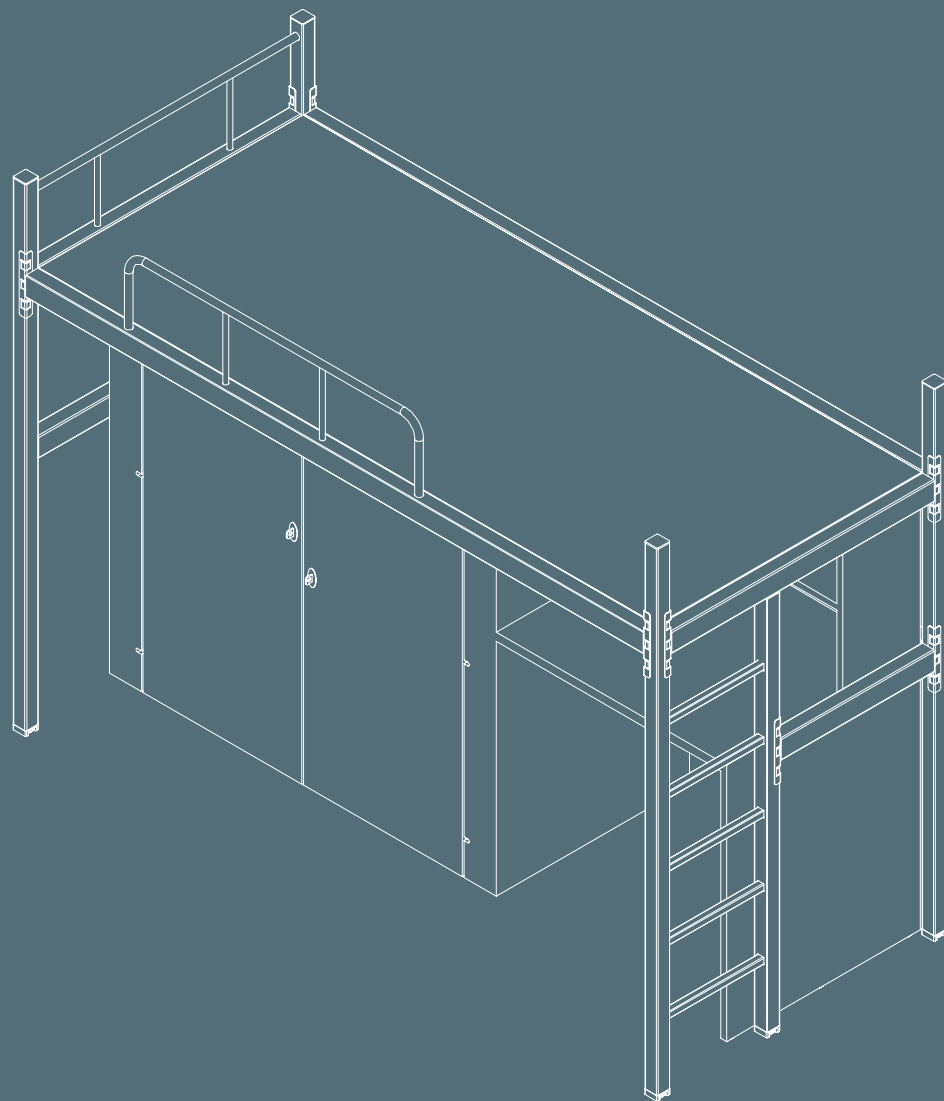


Display Planter unit
W 1430 x D 300 x H 1155 mm

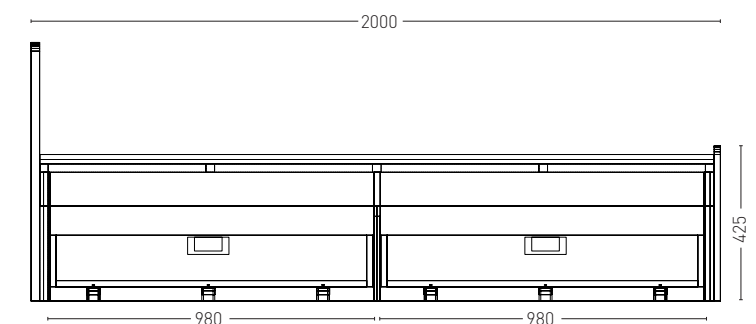
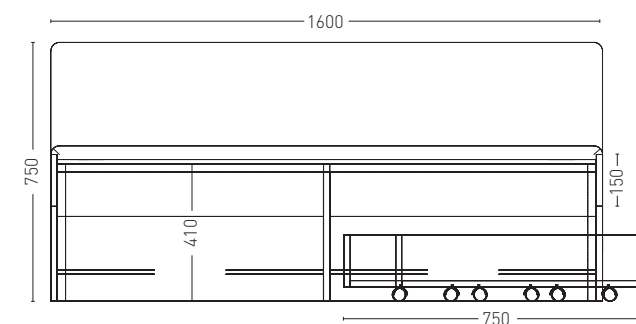


HOSTEL

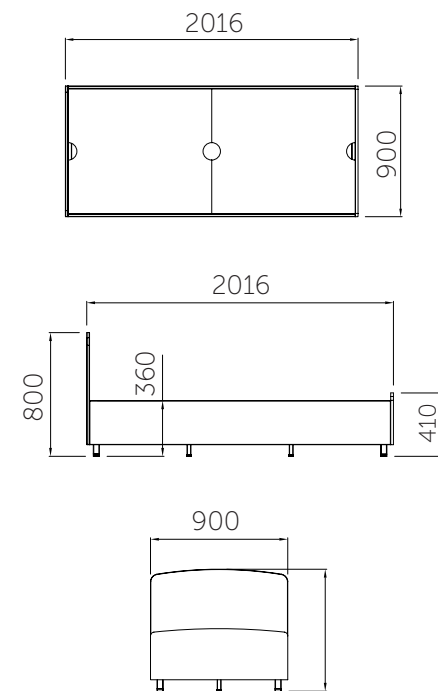
We believe in creating aesthetic space to accentuate the feeling of home while designing hostel furniture. It is important that the ambience we provide must inspire harmony among the roomies. Various combinations, can be adapted to different situations and breed constructive interactions among the boarders.



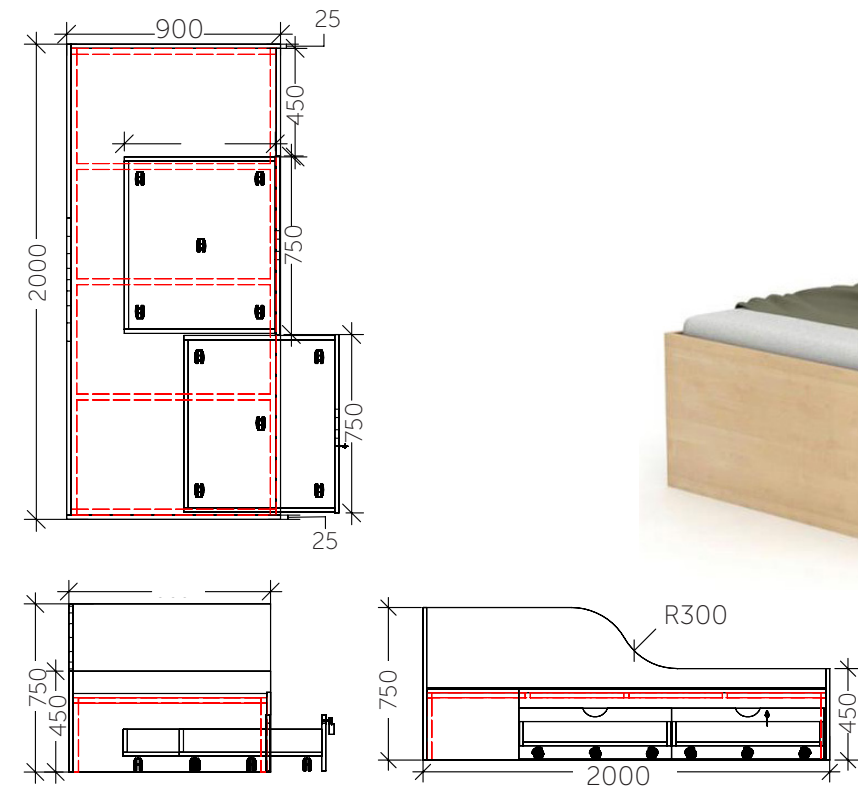
FACULTY ROOM



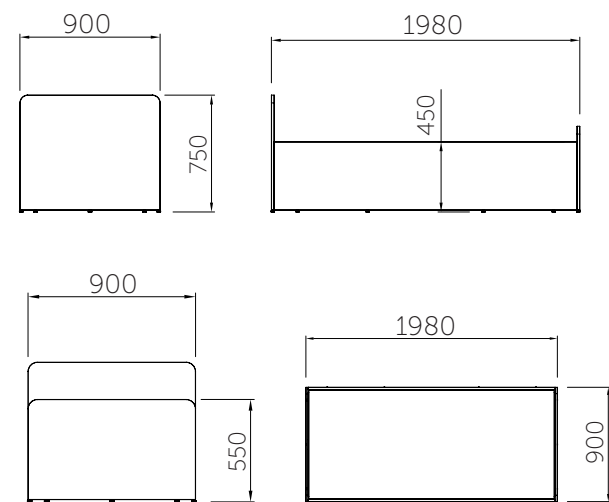
COMFORT BED



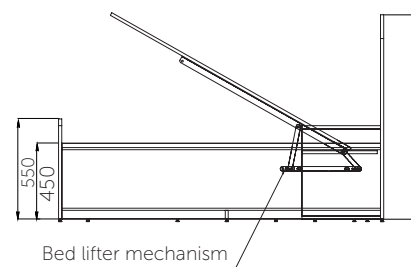
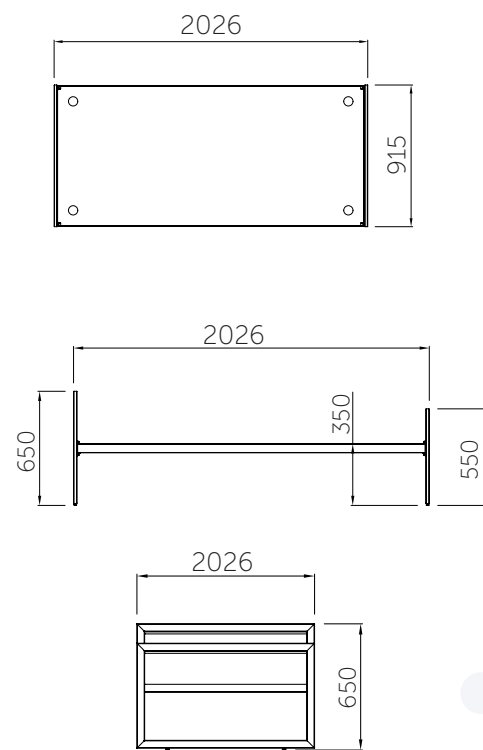
COZY BED



COMPACT BED

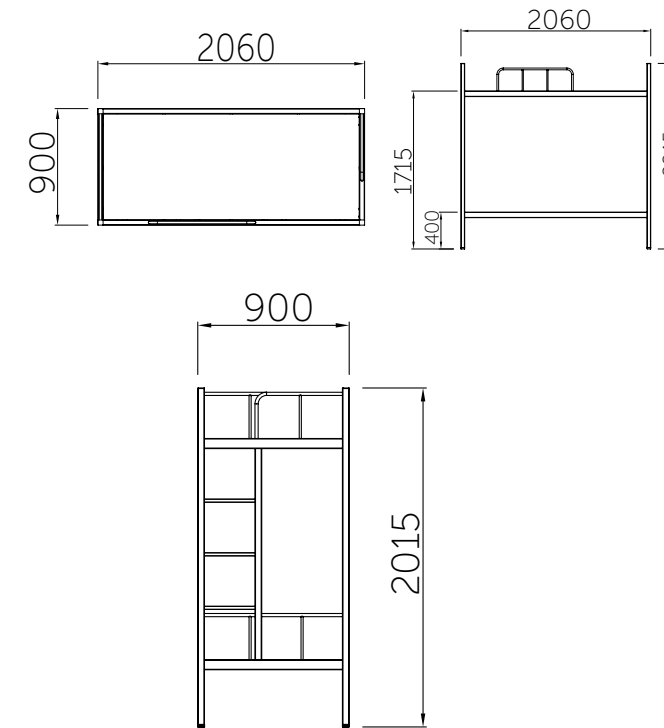
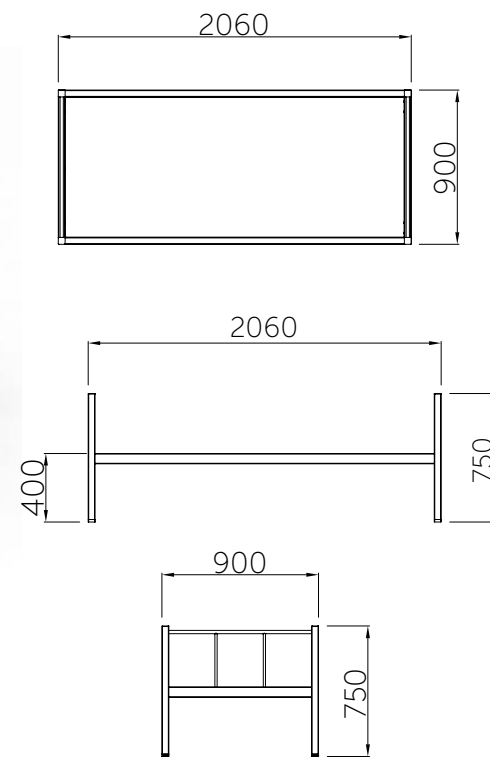


RELAX BED



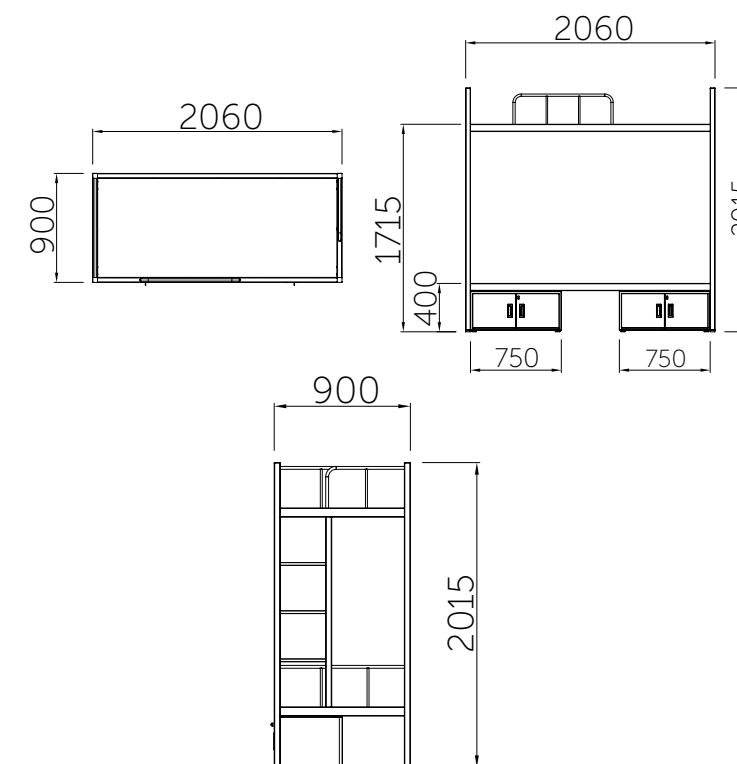
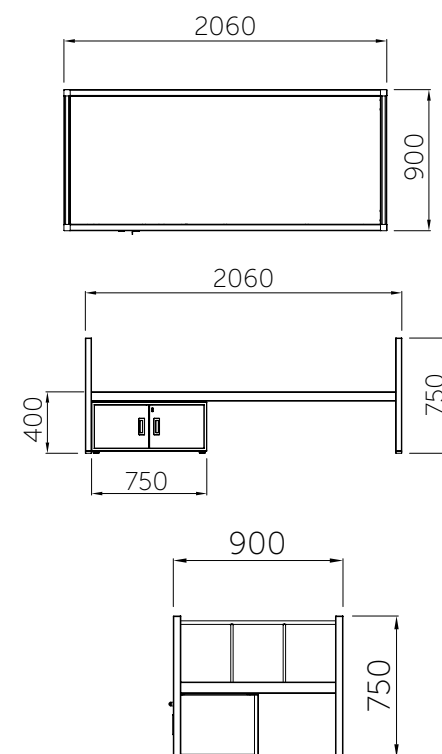
- POWDER COATING
- Silver Grey
 - Dark Grey
 - Feather White
 - Moon Light Grey
- LAMINATE
- Silver Grey
 - Everest White
 - Thansau Maple
 - Highland Pine

ALPHA



ALPHA - DUO

BETA



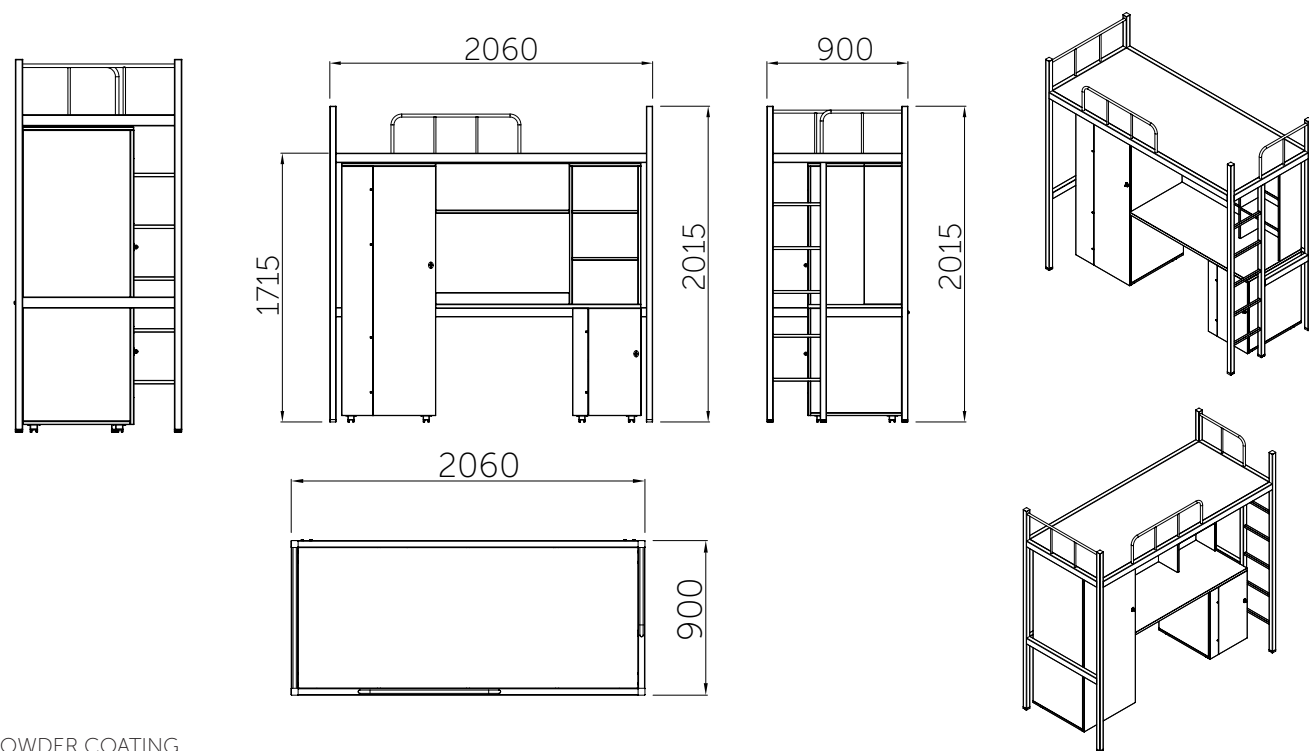
BETA - DUO



GAMMA



TECHNICAL DETAILS



POWDER COATING

- Silver Grey
- Dark Grey
- Feather White
- Moon Light Grey

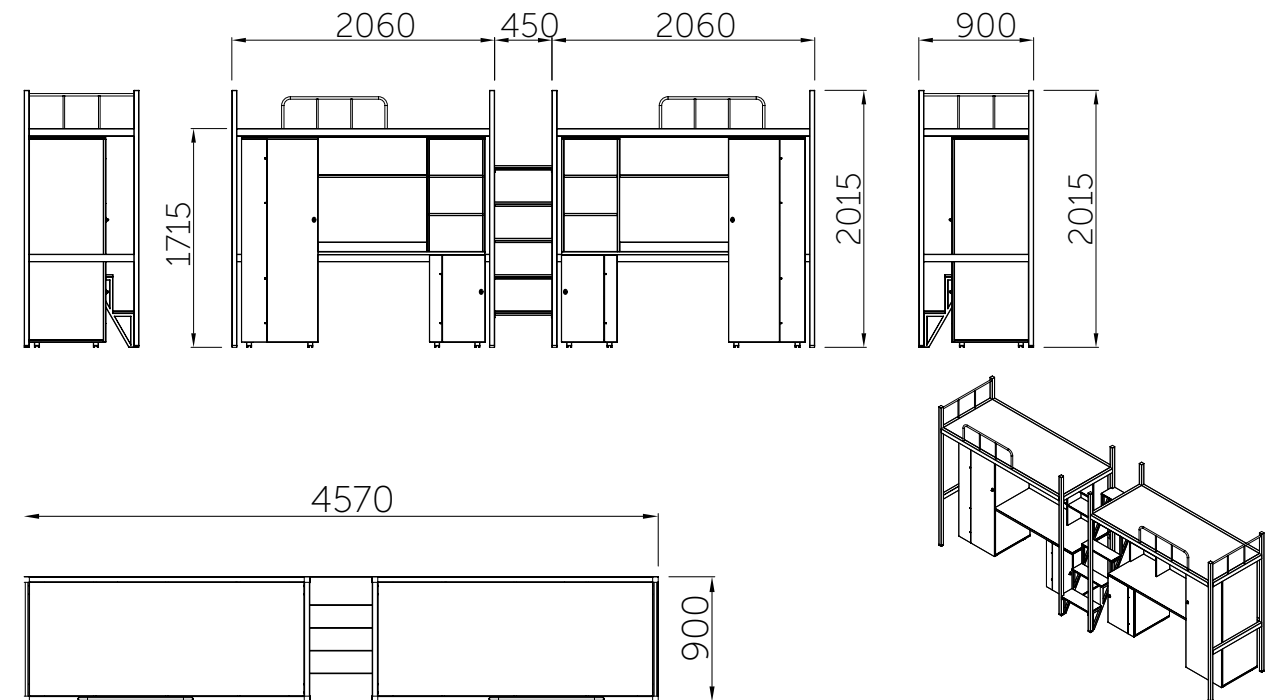
LAMINATE

- Silver Grey
- Everest White
- Thansau Maple
- Highland Pine

GAMMA - DUO



TECHNICAL DETAILS



POWDER COATING

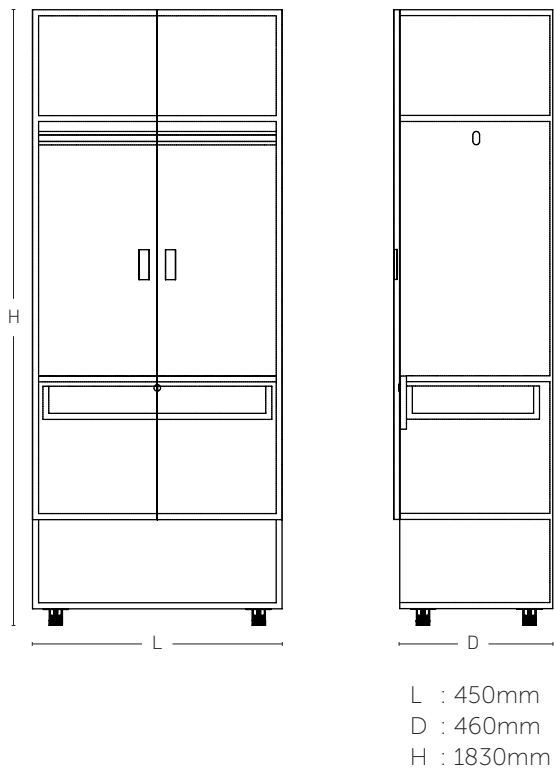
- Silver Grey
- Dark Grey
- Feather White
- Moon Light Grey

LAMINATE

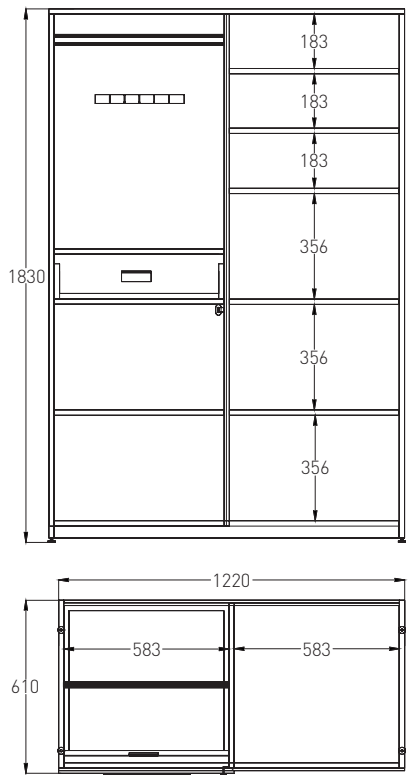
- Silver Grey
- Everest White
- Thansau Maple
- Highland Pine



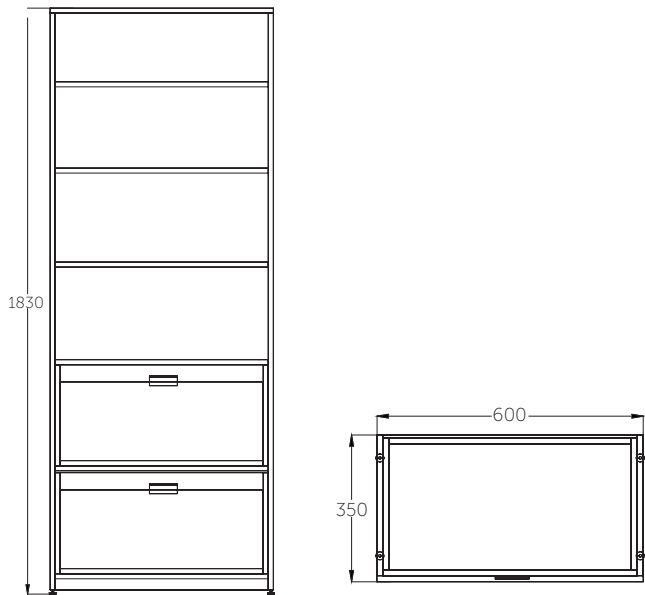
WARDROBES - 1



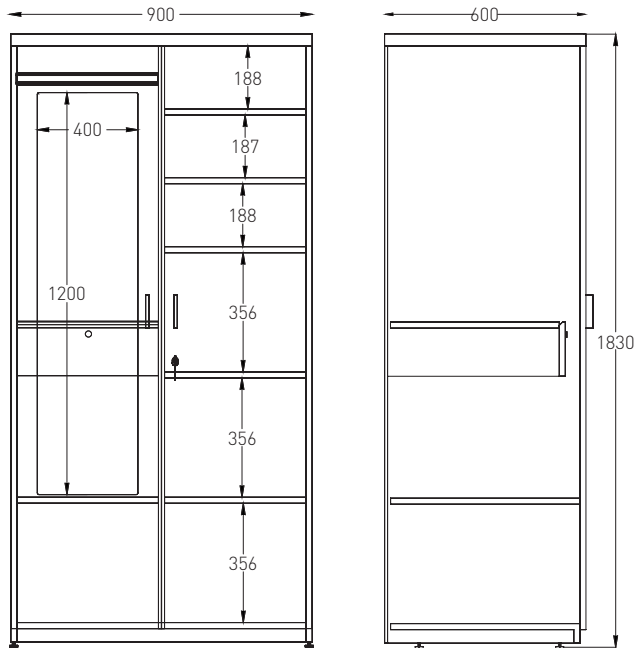
WARDROBES - 3



WARDROBES - 2

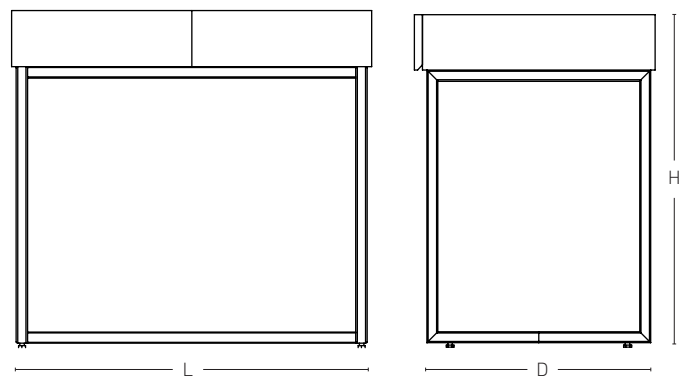


WARDROBES - 4



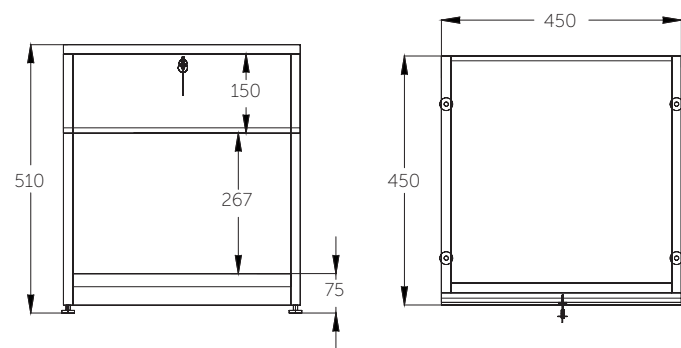


HOSTEL TABLE

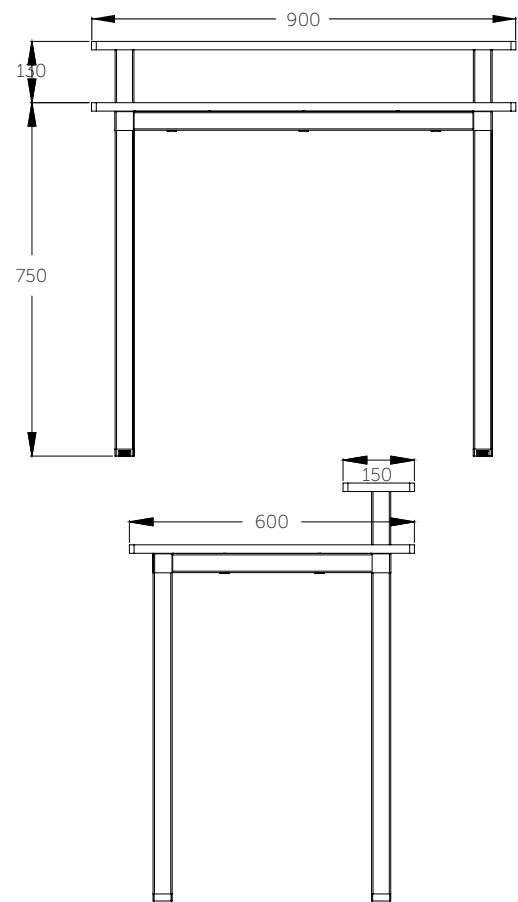


L : 800mm
D : 525mm
H : 750mm

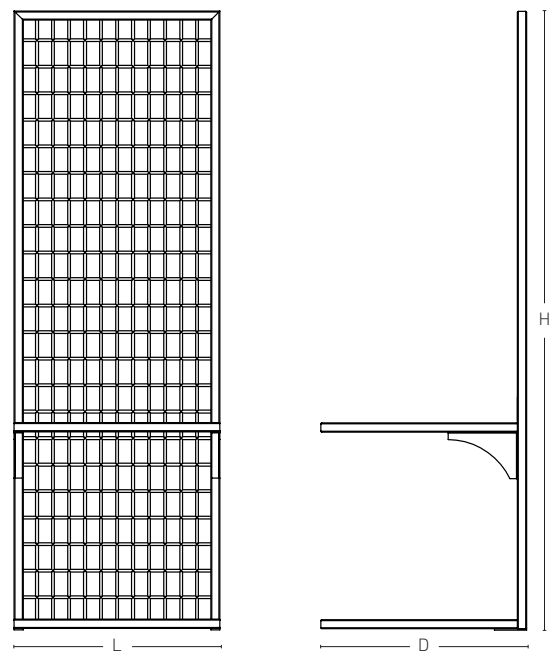
SIDE STORAGE



PERFORM
HOSTEL TABLE



L : 900mm
D : 600mm
H : 750mm



L : 450mm
D : 450mm
H : 1350mm





RECREATION

AREA - 1




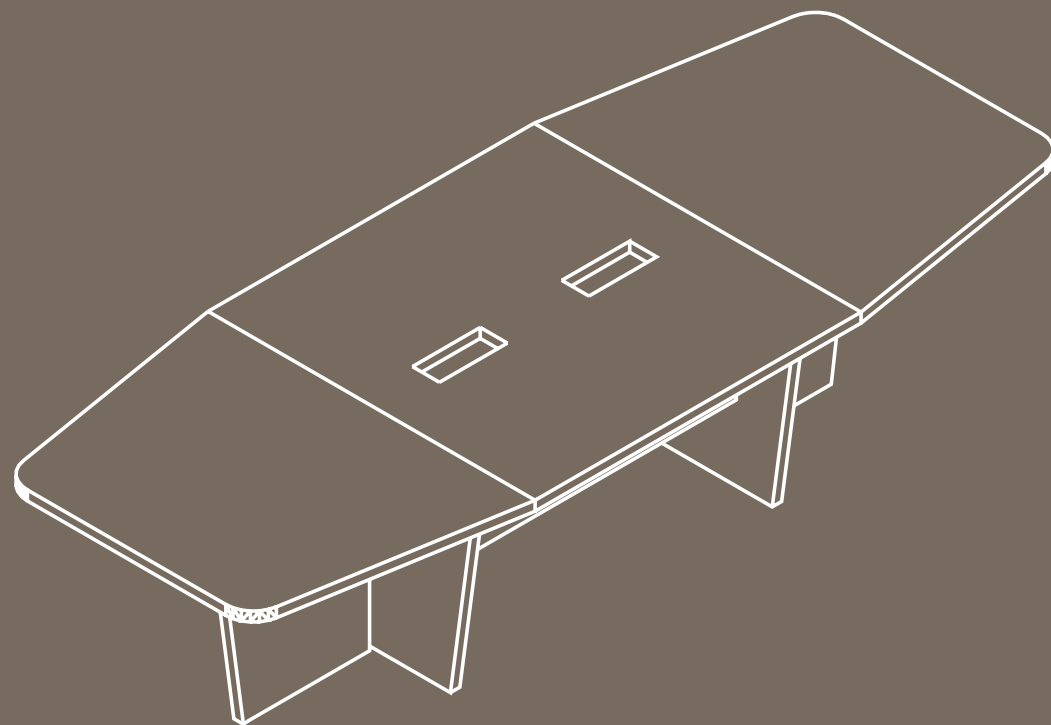
RECREATION
AREA - 2





| ADMINISTRATION AREA

Featherlite Furniture Solutions presents the ultimate administrative area furniture collection, meticulously crafted to elevate the functionality and style of educational institutions' administrative spaces. Recognizing the pivotal role of administrative areas in ensuring the smooth operation of educational institutions, Featherlite's furniture collection is designed with precision and care. At the core of Featherlite's administrative area furniture collection is a commitment to enhancing efficiency and comfort. Educational institutions rely on administrative spaces to manage various tasks, from admissions and records to faculty coordination and resource management. Featherlite's furniture is thoughtfully equipped with features such as well-organized storage solutions, ergonomic desks, and comfortable seating, all aimed at streamlining these essential administrative functions. Efficiency is paramount in educational administration, and Featherlite's furniture solutions are tailored to meet these demands. Ergonomic desks not only provide a comfortable workspace for administrative staff but also promote productivity by reducing strain and fatigue. Well-organized storage solutions ensure that important documents, records, and supplies are readily accessible, allowing administrative personnel to work seamlessly.



COLLABORATE



SWITCH



SYNERGY



PERFORM







A
Vertical split storage



B
2 Door storage



C
Horizontal split storage



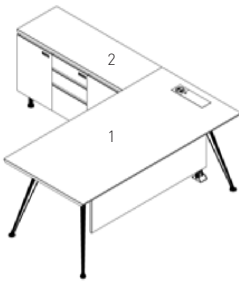
Enrich Discussion Table




Enrich Conference Table

Note: Extension has to be pre determined and ordered for RHS / LHS

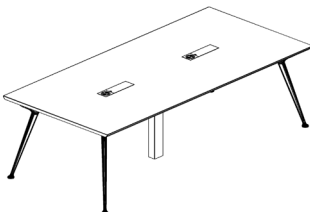
TECHNICAL DETAILS



1. Main Table: W 1800 x D 900 x H 750mm
W 2100 x D 900 x H 750mm
2. Extension: W 1200 x D 450 x H 750mm



Storage A/B/C
W 750 x D 450 x H 1500mm



W 1800 x D 900 x H 750mm
W 2400 x D 1200 x H 750mm



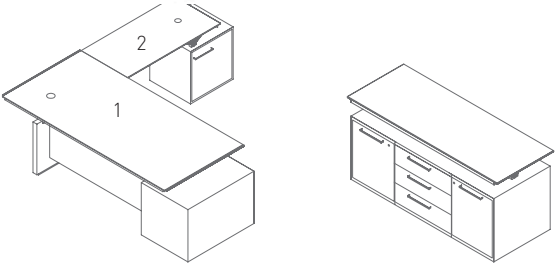
Ø 900 x H 750mm
Ø 1050 x H 750mm
Ø 1200 x H 750mm





Note: Extension has to be pre determined and ordered for RHS / LHS

TECHNICAL DETAILS



SIGNATURE
CABIN



ZEN
EXECUTIVE SERIES



Executive Table with Extention




Zen Conference Table



Storage A
Storage 1 - 2nos.
Screen 1 - 1no.



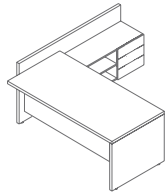
Storage B
Storage 2 - 1no.
Storage 1 - 1no.
Screen 1 - 1no.



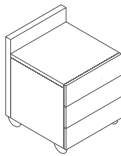
Note: Extension has to be pre determined and ordered for RHS / LHS

TECHNICAL DETAILS

Executive Table(With Modesty) Pedestal on Castors




W 1500 x D 900 x H 750mm
W 1800 x D 900 x H 750mm



W 450 x D 400 x H 450mm

Conference




W 3000 x D 1200 x H 750mm


Standard Modules



STORAGE 1
H700 x W750
x D400mm



STORAGE 2
H900 x W750
x D400mm



STORAGE 3
H1200 x W750
x D400mm



SCREEN 1
H900 x W1800
x D25mm



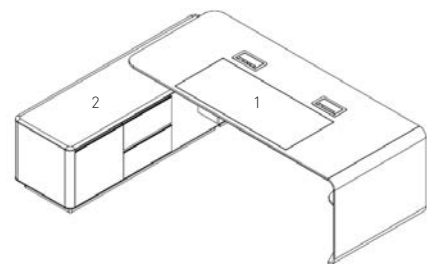
SCREEN 2
H900 x W900
x D25mm
(Used with a single storage)





TECHNICAL DETAILS

Note: Extension has to be pre determined and ordered for RHS / LHS

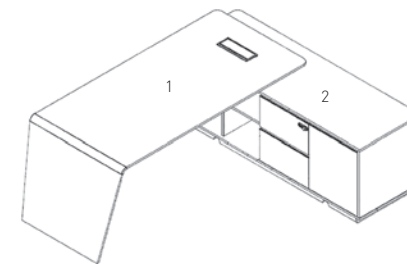


1. Main Table: W 2200 x D 950 x H 760mm
2. Extension: W 1900 x D 600 x H 620mm



TECHNICAL DETAILS

Note: Extension is made to fit both RHS / LHS

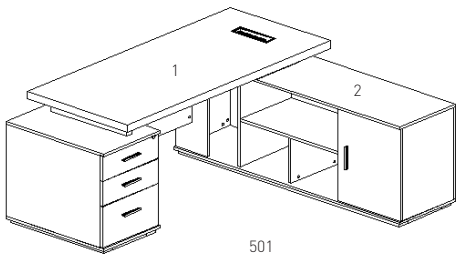


1. Main Table: W 2000 x D 800 x H 760mm
W 2400 x D 900 x H 760mm
2. Extension: W 1600 x D 550 x H 660
W 1800 x D 600 x H 660





TECHNICAL DETAILS



1. Main Table: W 2000 x D 800 x H 780mm
W 2200 x D 800 x H 780mm
2. Extension: W 1010 x D 500 x H 650mm

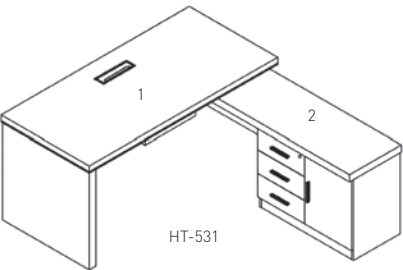


W 1800 x D 400 x H 2000

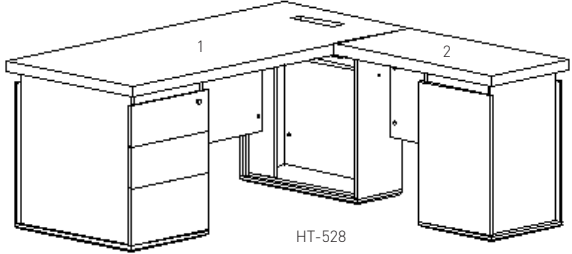
Note: Extension is made to fit both RHS / LHS



TECHNICAL DETAILS



1. Main Table: W 1600 x D 750 x H 780mm
2. Extension: W 905 x D 440 x H 650



1. Main Table: W 1800 x D 750 x H 780mm
2. Extension: W 905 x D 440 x H 750mm



V-MS 1 V-MS 2



V-ML 1



V-ML 2



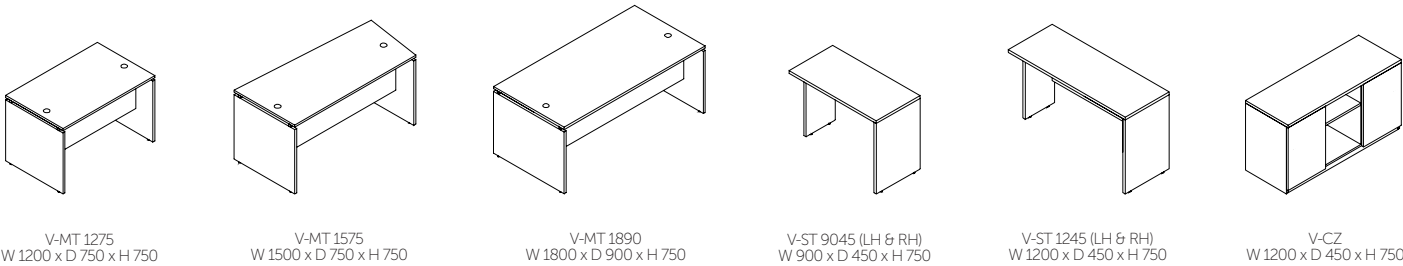
Versaline Conference Table



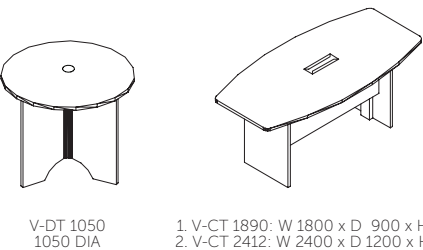
Versaline Discussion Table

TECHNICAL DETAILS

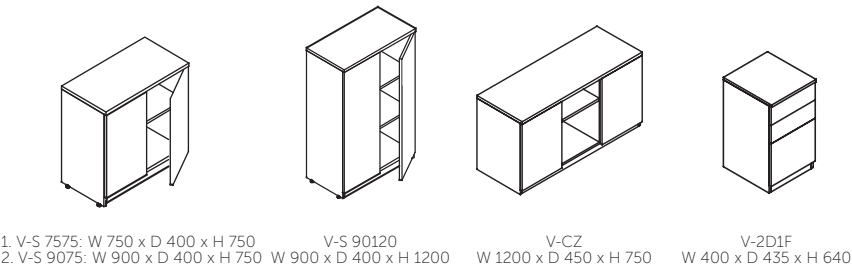
Note: Extension is made to fit both RHS / LHS



Discussion and Conference



Storage





Collaborate Conference Table



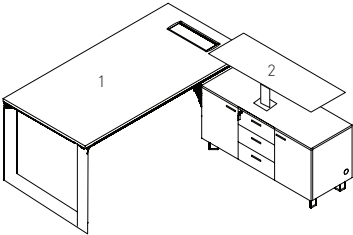
Collaborate Discussion Table



TECHNICAL DETAILS

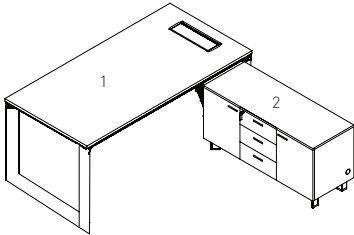
TECHNICAL DETAILS

Note: Extension is made to fit both RHS / LHS



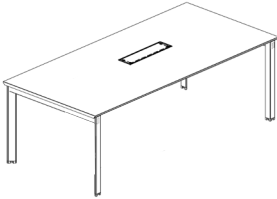
With Height Adjustable Extension

1. Main Table: W 1800 x D 900 x H 750mm
W 2100 x D 900 x H 750mm
2. Extension: W 1050 x D 450 x H 750mm



Without Height Adjustable Extension

1. Main Table: W 1800 x D 900 x H 750mm
W 2100 x D 900 x H 750mm
2. Extension: W 1050 x D 450 x H 750mm



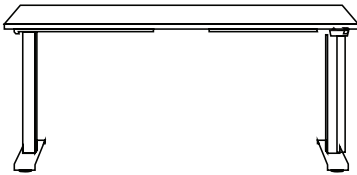
W 1500 x D 900 x H 750mm
W 1800 x D 900 x H 750mm




Ø 900 x H 750mm
Ø 1050 x H 750mm
Ø 1200 x H 750mm



Digital remote with 4 program-
mable presets



Speed: 33mm/s
Max. Load Capacity: 90kg



Tables Dimensions: W 1500 x D 750mm
Height Range: 680 - 11800mm

FLORA
WITH CENTRE TABLE



CLARA
WITH CENTRE TABLE



SWITCH
HIGH TABLE



FILING CABINETS



KD-009
Filing Cabinet 4 Drawers
W 460 x D 620 x H 1331

Features



Full Extension Slides
Smooth telescopic
Full extension
Ball bearing drawer
Slides with anti rebound



Anti – tilt System
Anti-tilt mechanism
Allows only one drawer to
open at a time, preventing
topping of the cabinet



OPEN STORAGE



LEARNING AND NEST AREA



HIGH BACK CHAIRS



Site : WSAudiology, Bangalore | Products : Signature Series Table with Pinnacle Chair

Consider the boss' chair, a mute object. You may think, an insignificant agglomeration of steel springs and upholstery - only a spot to sit. Indeed, the seat picked by top officials is significantly more than that. It is a totem, an image of intensity, and it anticipates a charming, if subliminal, message. The C.E.O.'s chair is a very powerful tool for managing the impressions of visitors. It exemplifies personal style. Does it say hierarchy, or does it create the illusion of equality? Either way, the chair's symbolism is key. Our executive chairs are designed to exhibit seating that offer unparalleled levels of comfort and support. Most of these products of engineered working comfort are made in a range of models for all of the employees in the corporate empire - from the data processors to the C.E.O so that one doesn't have to divine from the height of the back or the richness of the upholstery who the ultimate occupant might be.



Pixel HB
Leatherette & Half Leather



FP Invention HB
Leatherette & Half Leather



SPringwood HB
Leatherette



Sherwood HB
Leatherette



Yoma HB
Half Leather



Chrome YS 6040 C - HB
(Padded) Leatherette



Chrome YS 6010



Chrome S0201-HB
Leatherette



Indigo HB
Leatherette & Half Leather



CS 6031E- HB
Half Leather



HF 366 HB
Leatherette



CS 676 - E - HB
Leatherette

HIGH BACK
CHAIRS



Amaze HB



Astro HB



Zeus Mesh HB



Zeno Cushion HB



Anatom HB



Contact Project HB FA



Contact Project HB



Contact Project HB with
Lumbar Support



Opus HB



X-3
YS0817H (E+EW)



Click HB



Bodyline HB

HIGH BACK
CHAIRS



Helix HB



Liberate HB



Liberate Leatherette



Optima HB



Aspire HB



Ares HB



Enzo HB



Zeta HB



Pinnacle Mesh-FR (Foot Rest)
EHPE-AB-HAM-LM



Pinnacle Mesh (EHS-HAM)



Pinnacle Leather (EHS-HAL)



Flamingo

MEDIUM BACK CHAIRS



Amaze MB



Amaze Grey



Amaze FA
(Fixed Arm)



Amaze Cushion Back



Astro MB



Versa MB



Anatom MB



AllWork MB



Alpha MB



Alpha Grey



Alpha Cushion MB



Liberate MB



Opus MB



FP Optima MB



Zeta MB



Forum Teller Base



Contact Project MB



Contact Project MB
with Lumbar Support



Aspire MB



Posture



Zeno MB - Cushion



Zeus MB - Mesh

VISITOR CHAIRS



Site : Featherlite Head Office, Bangalore | Product : Invention visitor and high back chairs

First impression is the last impression” and we help you make that absolute great first impression. Our office visitor chairs promise incredible looks and comfort. They not only compliment the professional look of your workplace but also provide a warm and welcoming environment. We make best reception area seating furniture for visitors. Besides providing high levels of comfort, the high quality build and material give these chairs a sleek look and feel.

VISITORS CHAIRS



Contact Project Visitor



Astro Visitor



Forum Visitor Sledge Base



Alpha Visitor



Bravo Visitor
Leatherette



Invention Visitor PU Arms
Leatherette



Tycoon Visitor
Leatherette



Click Visitor



Chrome S0203 Visitor
Leatherette



Smart Visitor



Bodyline Visitor VA1


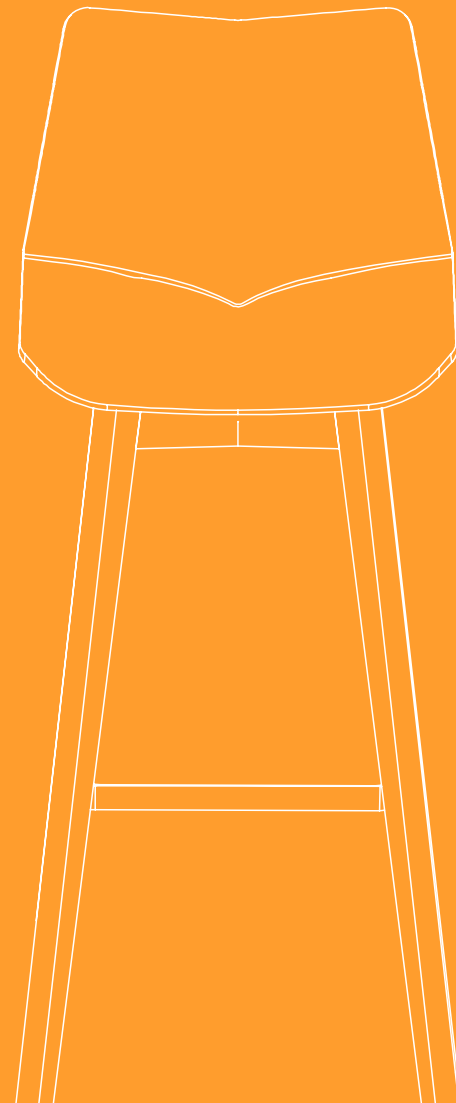


Bodyline Visitor VA2



CAFETERIA

The transformation of a traditional education cafeteria into a versatile and inviting space, reminiscent of a trendy local coffee shop, is a remarkable shift in the way educational institutions approach campus design. Featherlite Furniture Solutions plays a pivotal role in achieving this metamorphosis. Featherlite recognizes the paramount importance of creating an environment that inspires students while ensuring their comfort and safety. In today's educational landscape, the cafeteria serves as much more than just a dining area; it's a dynamic hub of campus life. With Featherlite's innovative solutions, this space becomes a hub where students can meet, work alone, or collaborate seamlessly. Featherlite's extensive range of seating options ensures that students have comfortable and flexible choices. From ergonomic chairs to modular seating systems, the emphasis is on creating a welcoming atmosphere that encourages students to engage, whether it's in lively discussions, focused solo work, or group projects.



FLOAT

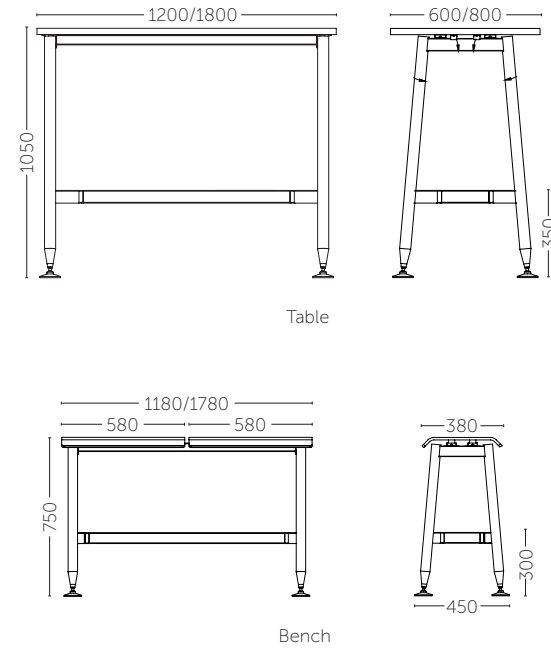


Table Top: PLB (for non cafeteria use) & Hydro-Shield (for cafeteria use, Edge finishing will be black)
Bench Top: Moulded Plywood with or without Cushion Seat | Legs: Metal Powder Coated

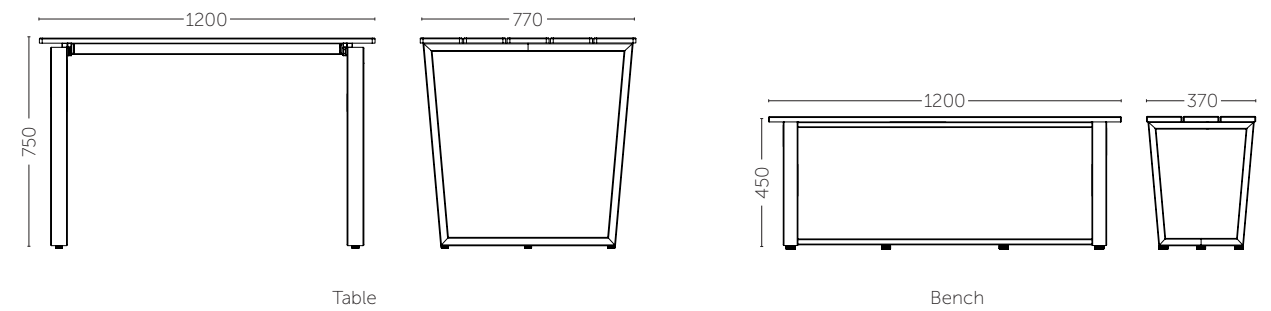
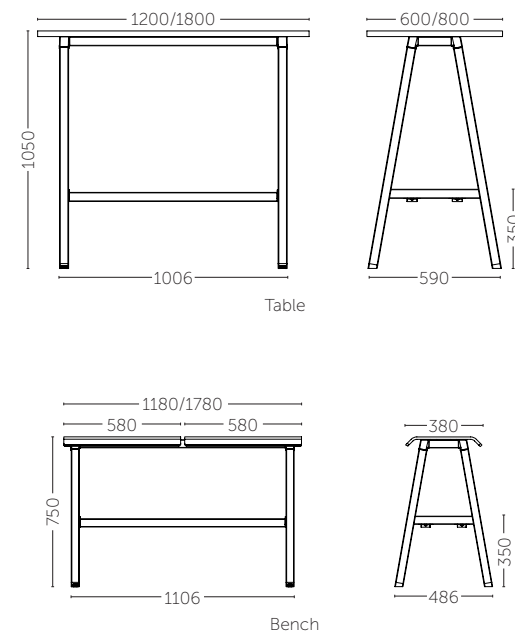
LOOP

TABLE & BENCH



Table & Bench Top: Rubber Wood | Legs: Metal Powder Coated

SWITCH



Rubber Wood Colours

- Walnut
- Natural Clear

Powder Coating Colours

- Black
- Dark Grey
- Moon Light Grey



ATLAS



L 1200 x D 800 x H 750
L 1500 x D 900 x H 750



L 800 x D 800 x H 750



Ø 914 x H 750



ISO Table Top Colours

- Thansau Maple
- White

Hydro-Shield Colours

- Ice Beech
- Everest White
- Gothic Grey

LUCAS



L 1200 x D 800 x H 750
L 1500 x D 900 x H 750



L 800 x D 800 x H 750



Ø 914 x H 750



ISO Table Top Colours

- Thansau Maple
- White

Hydro-Shield Colours

- Ice Beech
- Everest White
- Gothic Grey

Metal Powder Coating Colours

- Moon Light Grey
- Ivory
- White
- Black
- Dark Grey
- Silver Grey

CAFE CHROME



L 1200 x D 800 x H 750
L 1800 x D 900 x H 750



L 800 x D 800 x H 750



Ø 914 x H 750



ISO Table Top Colours

- Thansau Maple
- White

Hydro-Shield Colours

- Ice Beech
- Everest White
- Gothic Grey

CAFE FOLD



L 1200 x D 800 x H 750
L 1800 x D 900 x H 750



L 800 x D 800 x H 750 Ø 914 x H 750



ISO Table Top Colours

- Thansau Maple
- White

Hydro-Shield Colours


- Ice Beech
- Everest White
- Gothic Grey



CAFE

TABLES & CHAIRS



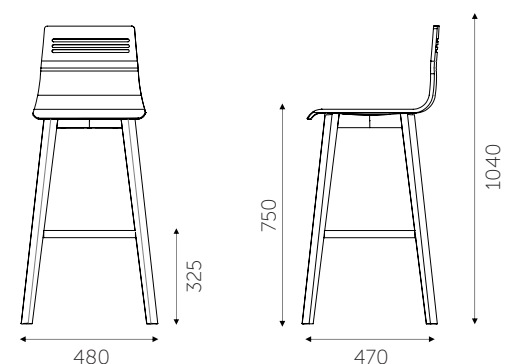


ZELLA

WOODEN LEGS



Laminated Plywood Seat with Solid Wood Legs

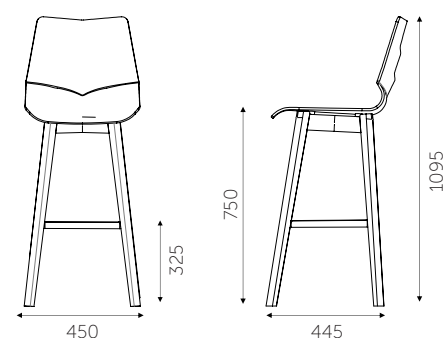


Laminate Colours



LEAF

WOODEN LEGS



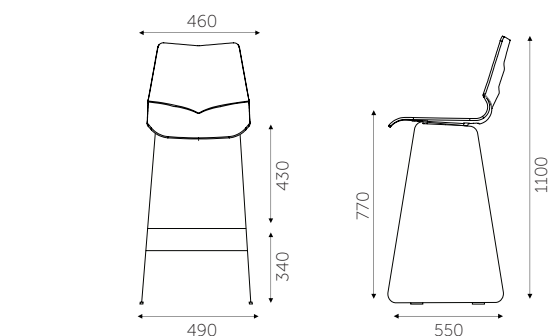
Available with or without Cushion Seat.
Legs: Solid Wood

LEAF

METAL LEGS



PP Seat Colours



PP Seat Colours



Frame Colours

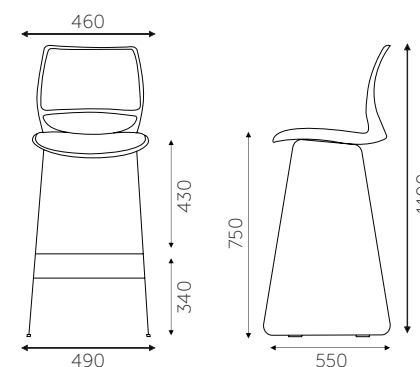


LOOP

METAL LEGS



Available with Cushion Seat & Back only.
Not Available in only Plastic Shell.
Frame: Metal Powder Coated

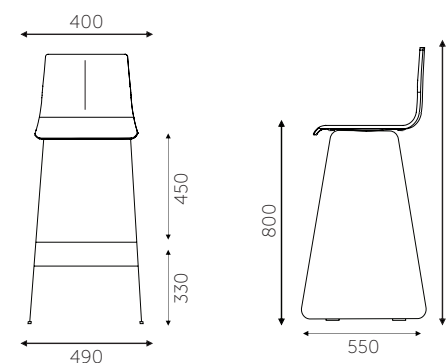


PP Seat Colours

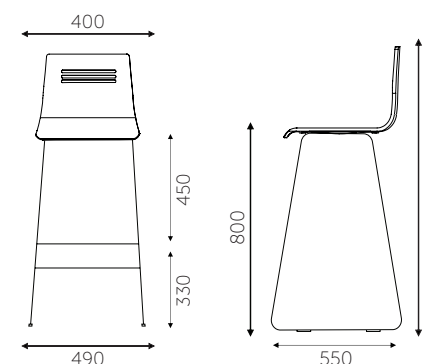


ZELLA

LEATHERETTE



Leatherite / Fabric Seat with Metal Powder Coated Legs



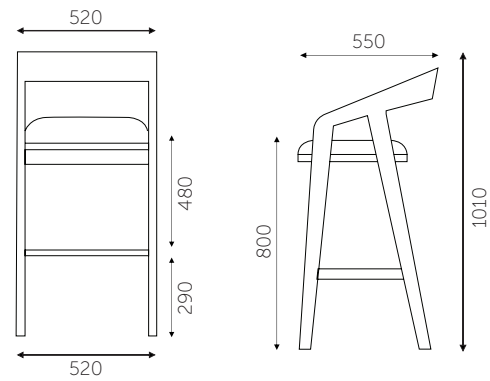
Laminated Plywood Seat with Metal Legs



JAVA



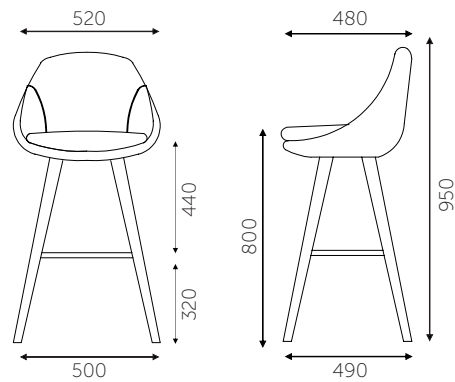
Solid Wood with Cushion Seat



ARABICA



Solid Wood Legs



ESPRESSO



SEAT COLOURS



POWDER COATING COLOURS



W 410 x D 410 x H 940

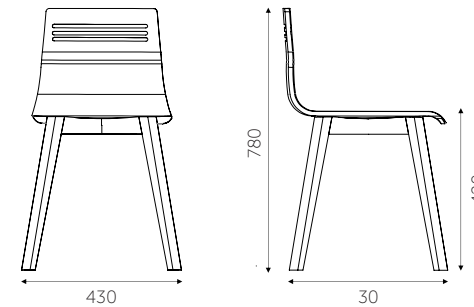
PP Shell with Metal Powder Coated Legs

MOJITO



W 520 x D 450 x H 940

PP Shell with Metal Powder Coated Legs



Lamiate Colours



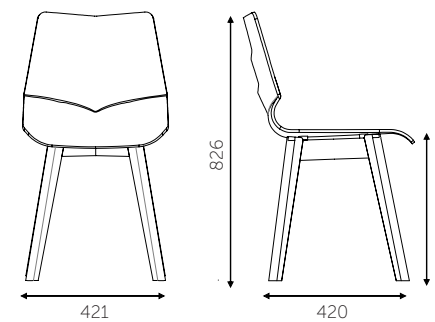
Hickory Oak



Horizontal Ebony



White



PP Seat Colours



GIMLET



W 480 x D 535 x H 810

POWDER COATING COLOURS

ZELLA



Laminated Plywood Seat with Solid Wood Legs

LEAF



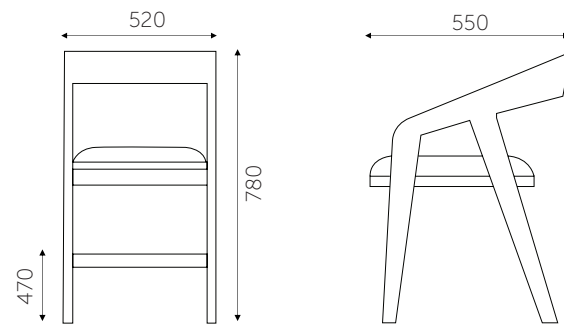
Available with or without Cushion Seat with Solid Wood Legs



BASIL



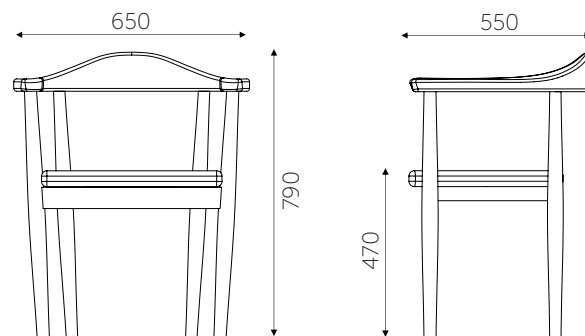
Solid Wood with Cushion Seat



BOSCO



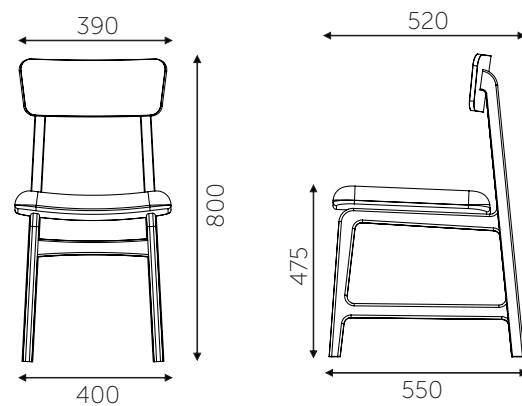
Solid Wood with Cushion Seat



BURRO



Solid Wood with Cushion Seat



LEAF - 4 LEGS



W 515 x D 500 x H 800
Available with or without Cushion Seat.
Frame: Metal Powder Coated

LOOP - CUSHION



W 535 x D 535 x H 840
Available with Cushion Seat & Back only.
Not Available in only Plastic Shell.
Frame: Metal Powder Coated

Frame Colours



Moon light Grey



Black

LEAF

SLEDGE BASE



W 530 x D 500 x H 800
Available with or without Cushion Seat.
Frame: Metal Powder Coated

LEAF

CUSHION



W 530 x D 500 x H 800
Available with or without Cushion Seat.
Frame: Metal Powder Coated

PP Seat Colours



GUSTO



COLOUR VARIATIONS



W 450 x D 510 x H 780
PP Shell with Metal Powder Coated Legs
Available with or without Cushion Seat

POWDER COATING COLOURS



CRUDO



COLOUR VARIATIONS



W 495 x D 520 x H 775
Single Plastic Moulded Chair

W 480 x D 540 x H 820
Single Plastic Moulded Chair

COLOUR VARIATIONS



AIR




NOCI



| RECEPTION AREA

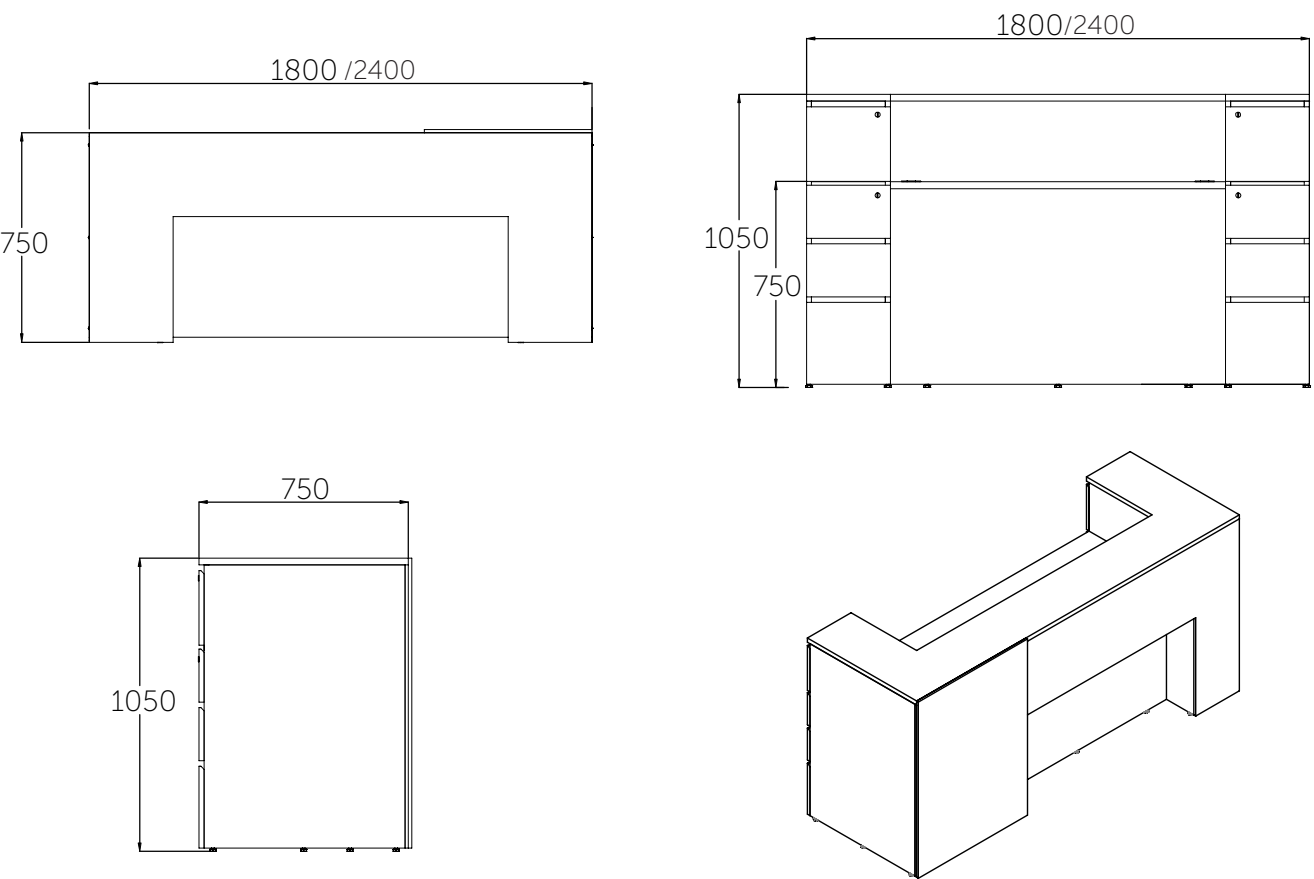
Creating an inviting and well-designed reception area is crucial in various settings, and schools and colleges are no exception. Featherlite Furniture Solutions recognizes the significance of reception areas in educational institutions and offers tailored furniture solutions to enhance these spaces. In a school or college environment, the reception area serves as a powerful representation of the institution's personality and culture. It's the first impression that greets visitors, parents, and even students and staff. Featherlite's expertise in designing reception spaces allows educational institutions to convey their ethos and values to everyone who walks through the door, fostering a sense of pride and belonging. First impressions hold considerable weight in human interaction, and in an educational context, they can set the tone for the entire experience. Featherlite's furniture solutions contribute to an ongoing uplift in the reception area, ensuring that it remains a dynamic and engaging space.



RECEPTION - 1



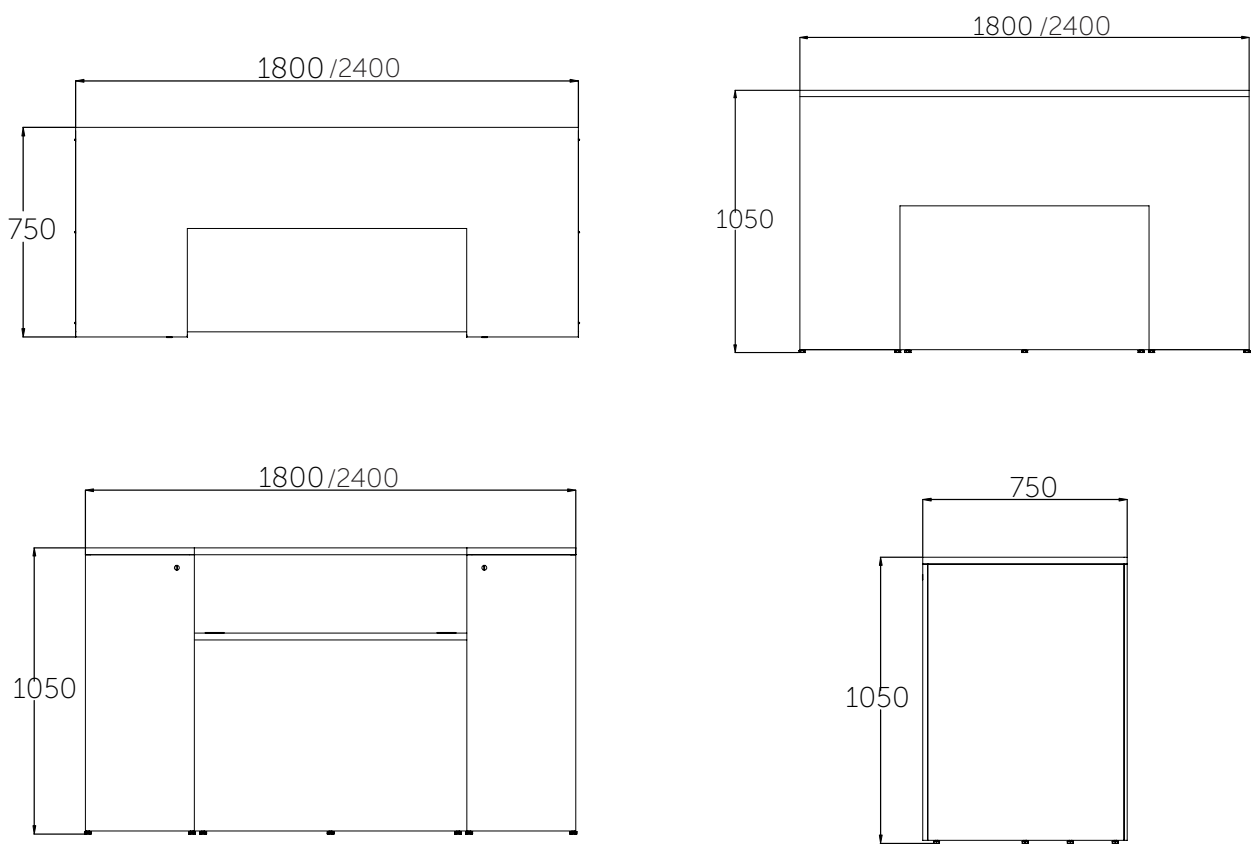
TECHNICAL DETAILS



RECEPTION - 2



TECHNICAL DETAILS

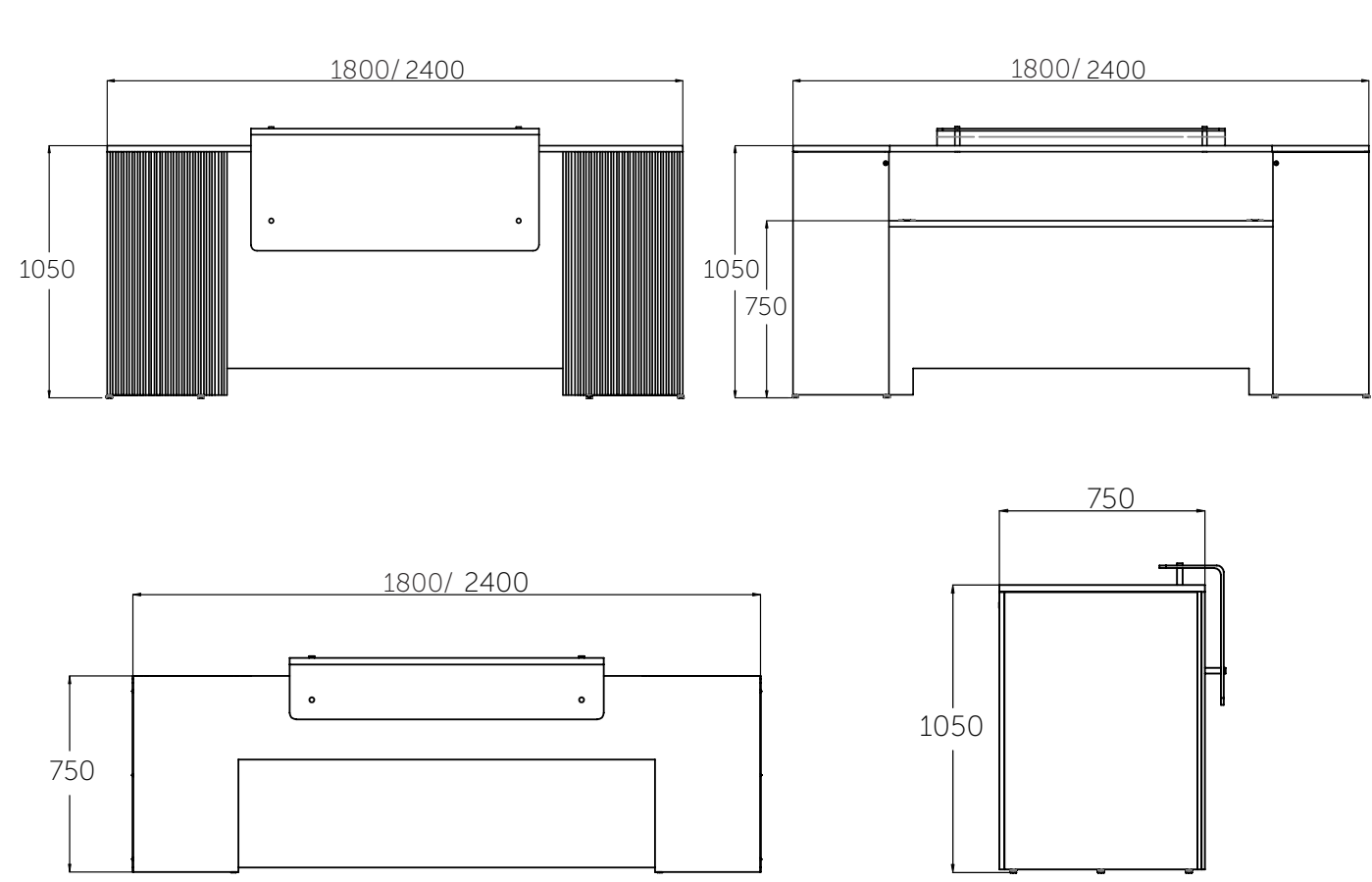




RECEPTION - 3



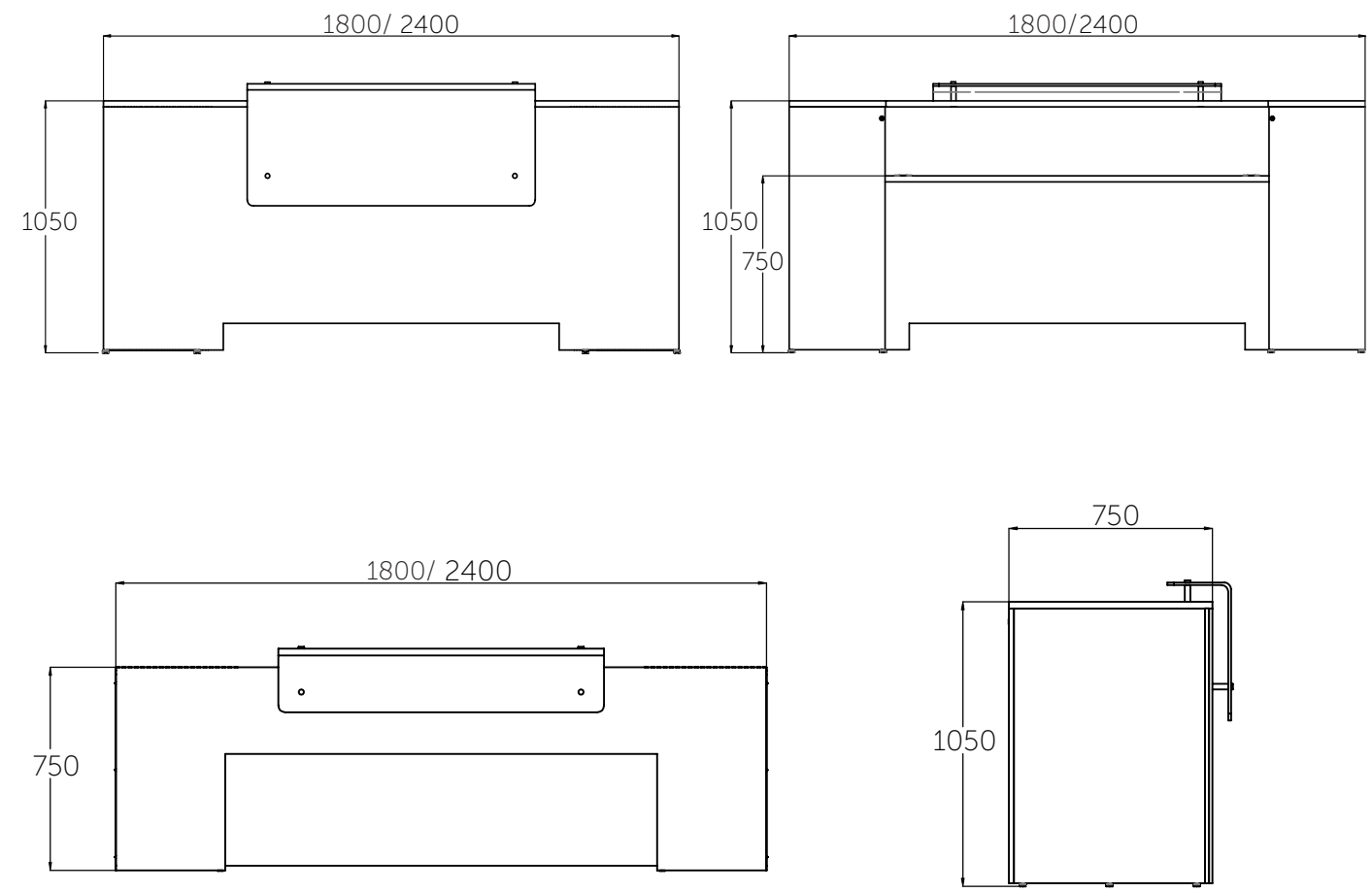
TECHNICAL DETAILS



RECEPTION - 4



TECHNICAL DETAILS





LOUNGE CHAIRS

CENTRE TABLES



Costa with Rectangle Table



Flora with Round Table



Clara with Round Table



Arctic with Round Table

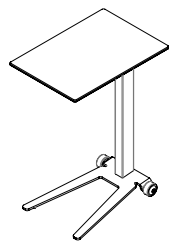


LAPTOP TABLE



Spiky

TECHNICAL DETAILS



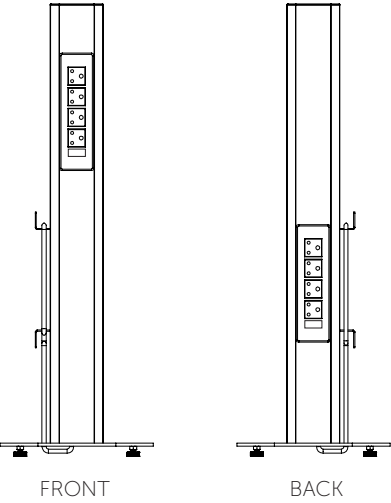
L 400 x D 500 x H 675 mm

POWER TOWER



Wihtout Castors

TECHNICAL DETAILS




1 + 1 Switch Plate, 4 Power Sockets in each Plate
L 305 x D 197 x H 900 mm





FORUM



LOOP CUSHION



LEAF CUSHION



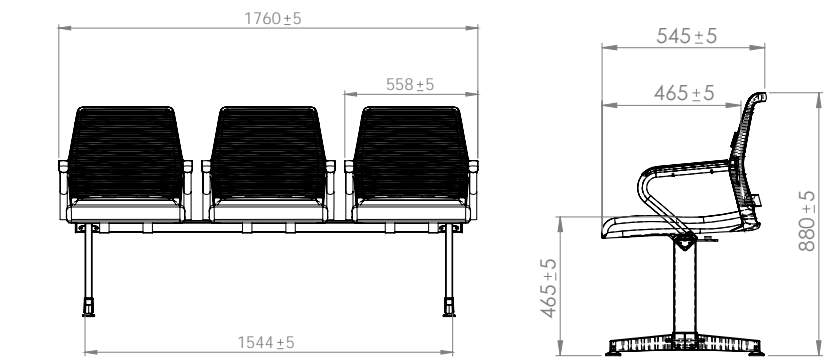
ZELLA



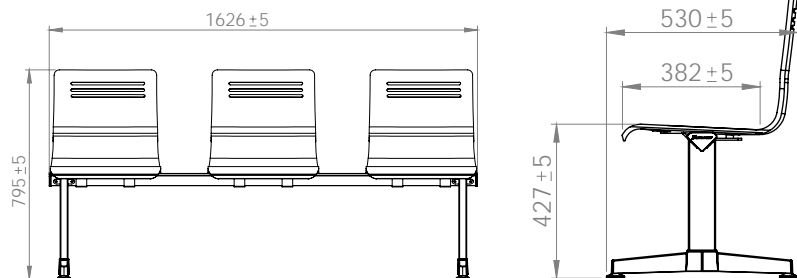
TANDEMS



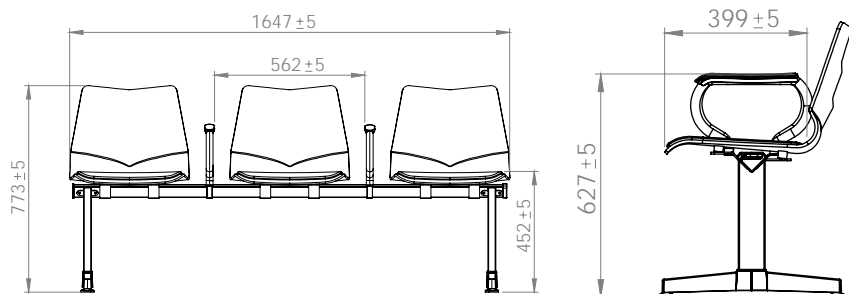
Forum 3 Seater



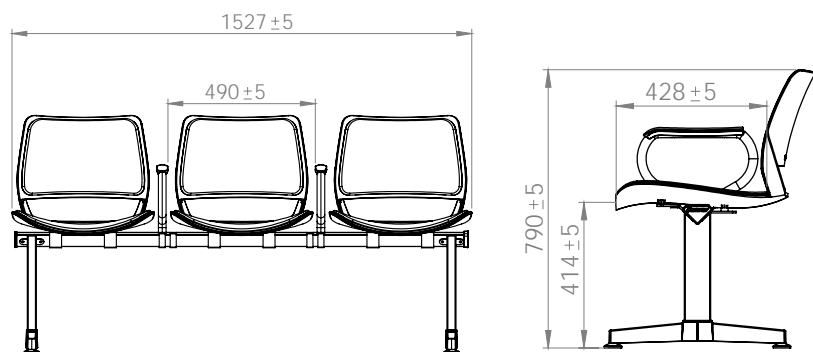
Zella 3 Seater



Leaf 3 Seater



Loop 3 Seater



TANDEMS



Sturdy Metal Tandem
SJ-708 L - 3 Seater



Sleek Metal Tandem
SJ-820-2 & 3 Seater



Sturdy PU Tandem
SJ - 708 LA - 3 Seater



Sleek Cushion Tandem
SJ-820A-2 & 3 Seater





Brune Tandem 2 & 3 Seater Cushion
(MOQ - 4 Qty)




Brune Tandem 2 & 3 Seater Metal
(MOQ - 4 Qty)

AUDITORIUM

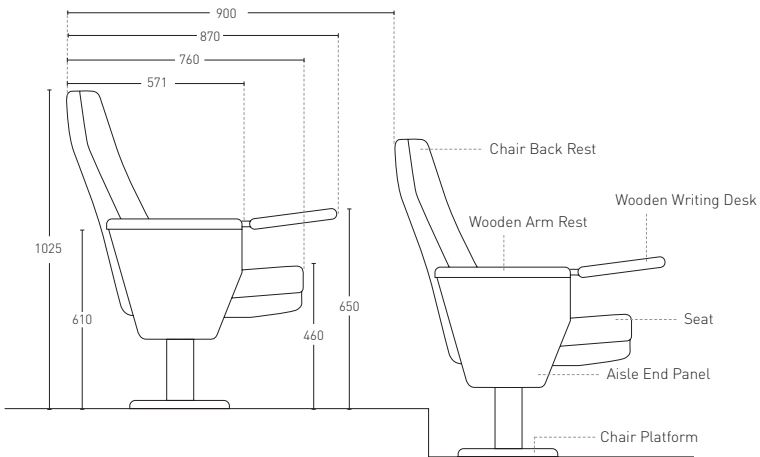
Whether you are outfitting a school auditorium, conference center, or theater, our premium selection of furniture is crafted to meet the demands of modern audiences while complementing the unique ambiance of your venue. Our auditorium seating solutions are the epitome of comfort and sophistication. Designed with ergonomic precision, our chairs provide exceptional lumbar support and spacious seating.





VENUS

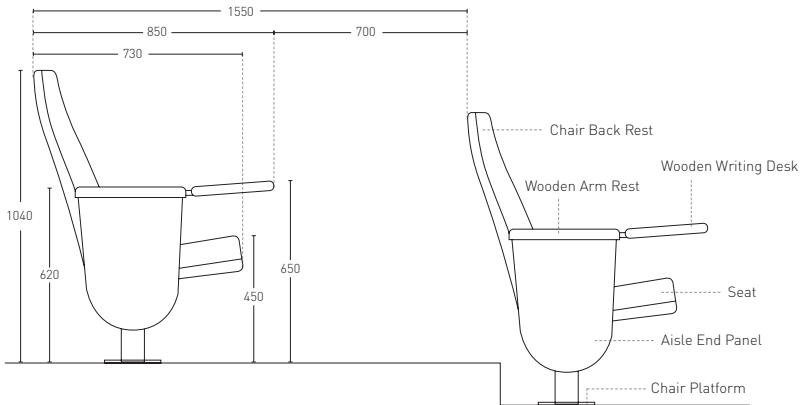
TECHNICAL DETAILS



- Moulded PU foam of 48 to 52 density.
- Skinned integral armrest with foldable writing pad.
- Individual seat numbering for easy traceability.
- Row plate & Aisle light for easy tracing.
- Side ply 6 mm with fabric upholster.
- Tip up Seat with Fixed Back and Push Back

TECHNICAL DETAILS

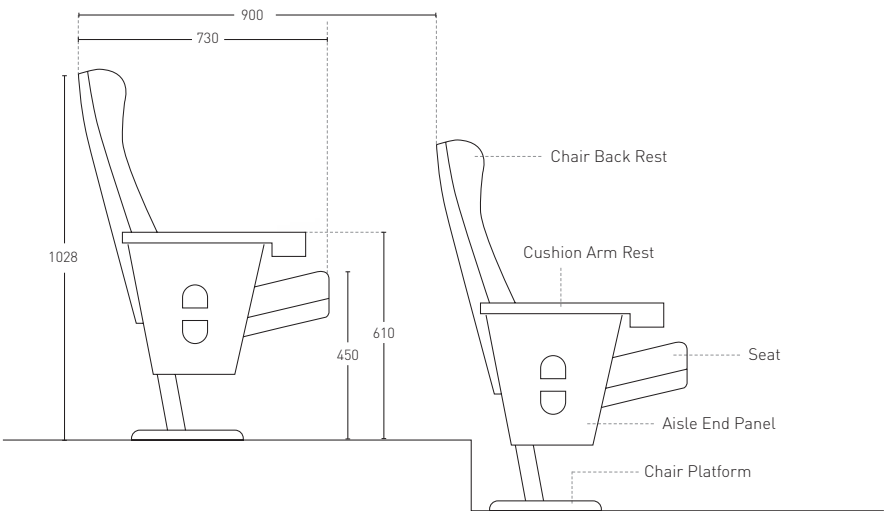
ULTIMA



- Moulded PU foam of 48 to 52 density.
- PPCP tray for seat & Back.
- Wooden Armrest with foldable writing tablet
- Individual seat numbering for easy traceability.
- Row plate & Aisle light for easy tracing.
- Tip up Seat with Fix Back and Push Back

AUDI

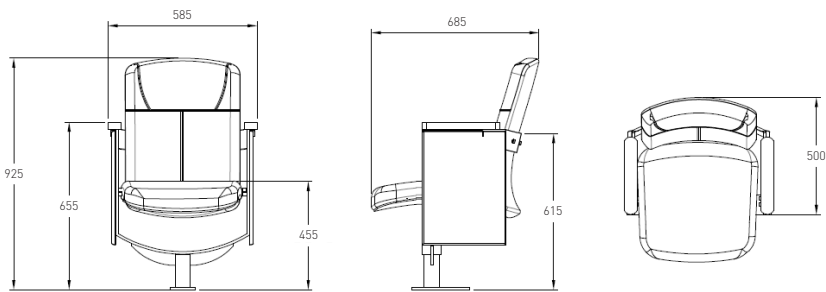
TECHNICAL DETAILS



- Moulded PU foam of 48 to 52 density.
- PPCP tray for seat & Back.
- PPCP armrest with / without cupholder.
- Individual seat numbering for easy traceability.
- Row plate & Aisle light for easy tracing.
- Tip up Seat with Fixed Back and Push Back

TECHNICAL DETAILS

CLICK AUDI



- Moulded HR PU foam of 50 to 52 density.
- Upholstered with fire rated fabric.
- Rubber wood arms with melamine finish
- Individual seat numbering for easy traceability.
- Powder coated frame with 40 to 60 microns
- Tip up Seat with Fixed Back

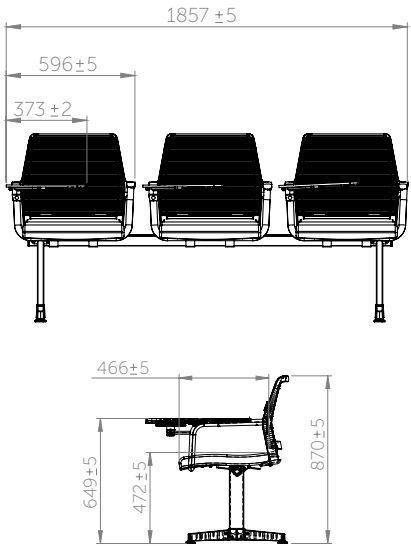


TANDEMS

WITH WRITING DESK



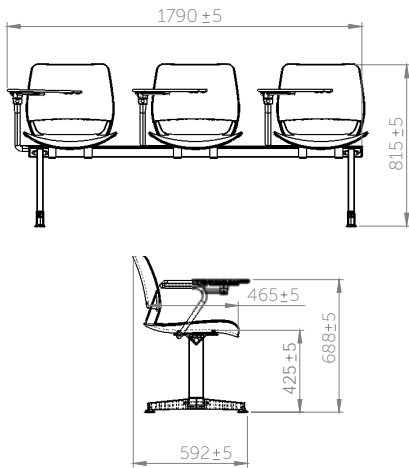
Forum 3 Seater



FORUM CUSHION



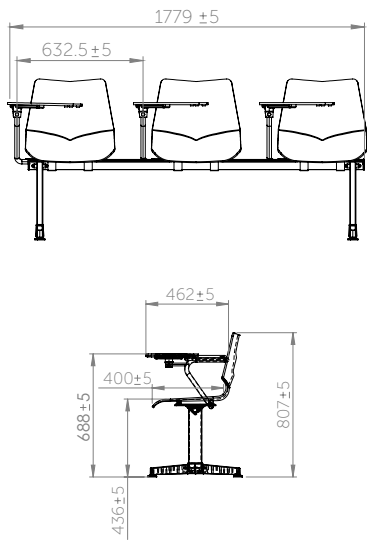
Loop 3 Seater



LOOP CUSHION



Leaf 3 Seater

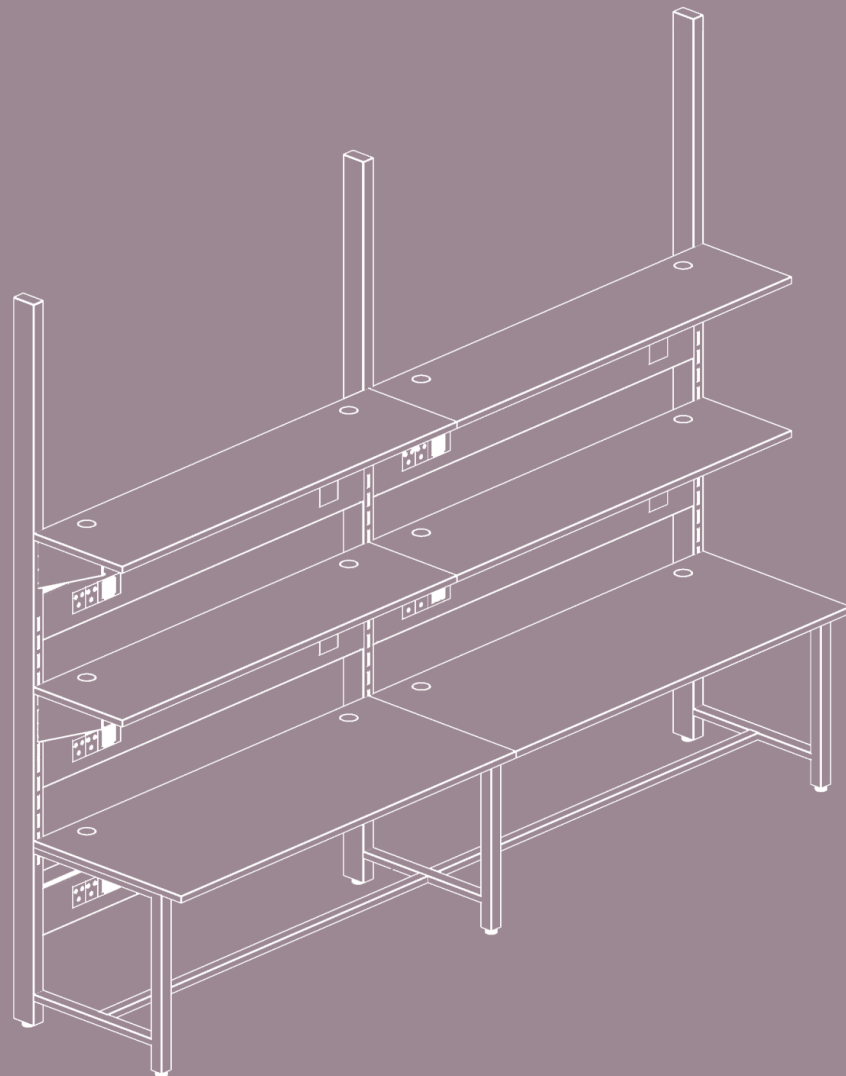


LEAF



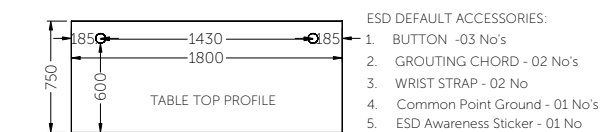
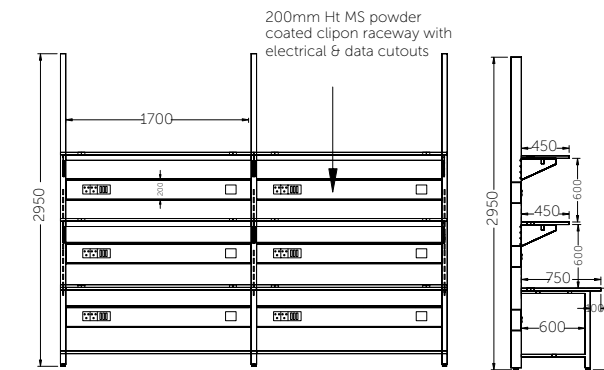
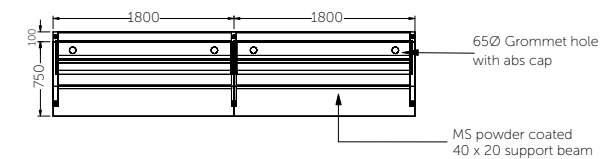
LAB

Our range of Laboratory Furniture is designed to facilitate hands-on learning, safety, and versatility in educational environments. Whether you're outfitting a chemistry, biology, physics, or general science lab, our furniture is tailored to meet the unique needs of students and educators alike, enhancing the educational experience and fostering a culture of scientific exploration.



LAB

NON SHARING

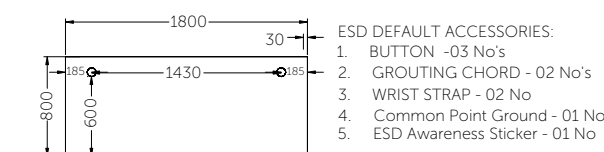
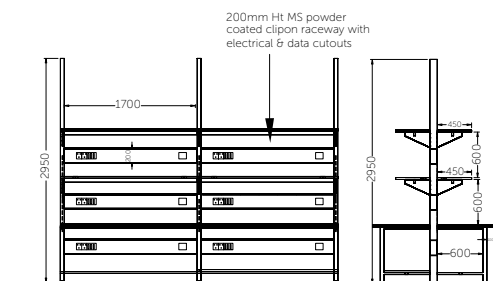
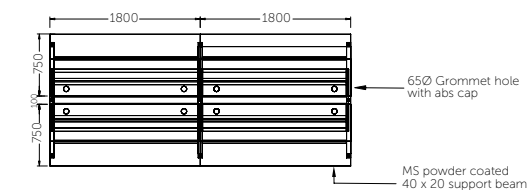


- ESD DEFAULT ACCESSORIES:
1. BUTTON -03 No's
 2. GROUTING CHORD - 02 No's
 3. WRIST STRAP - 02 No
 4. Common Point Ground - 01 No's
 5. ESD Awareness Sticker - 01 No




LAB


SHARING



- ESD DEFAULT ACCESSORIES:
1. BUTTON -03 No's
 2. GROUTING CHORD - 02 No's
 3. WRIST STRAP - 02 No
 4. Common Point Ground - 01 No's
 5. ESD Awareness Sticker - 01 No







SPORTS ROOM

Whether you are outfitting a high school, college, or professional sports facility, our comprehensive range of locker room furniture is tailored to meet your needs. Our furniture is not only durable and practical but also visually appealing, creating an inviting and motivating environment for athletes and students. Upgrade your locker room with our premium furniture collection. Our products are built to last, provide essential functionality, and elevate the aesthetics of your space. Create a locker room that fosters team spirit and encourages athletes to perform at their best.



LOCKERS

WOODEN



6 Drawers
W 400 x D 450 x H 1830



4 Drawers
W 400 x D 450 x H 1830



2 Drawers
W 400 x D 450 x H 1830



2 Drawers
W 400 x D 450 x H 1830
(Coat Storage)

Features



Digital Lock



Number Lock



Index Holder



Pad Lock

CUPBOARDS

METAL



KD-099
Swing doors with four shelves,
4 levels of box files & 1 Locker
W 900 x D 400 x H 2015



KD-036
Swing glass doors with four shelves,
5 levels of box files
W 900 x D 400 x H 1850



6 Drawers
W 900 x D 4505 x H 1830



KD-042-4
W 380 x D 450 x H 1850



KD-042-6
W 760 x D 450 x H 1850

Features



Adjustable Shelves
Easy adjustable shelves at
20mm pitch



European Lock
European design lock with handle
for easy operation lock

Features



Number Lock



Air Ventilation



Index Holder



Index Holder

Features



Air Ventilation

BENCHES



CURVED BENCH
L 1750 / 915 x D 450 x H 450



RECTANGLE BENCH
L 1300 x D 450 x H 450



SQUARE BENCH
L 450 x D 450 x H 450

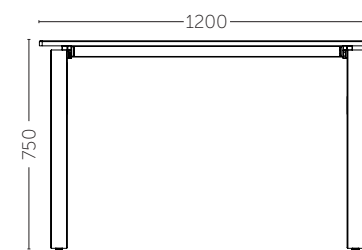


ROUND BENCH
Dia 450 x H 450


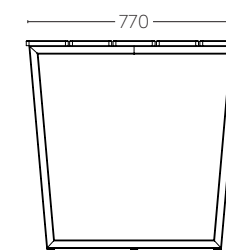
LOOP TABLE & BENCH



Table & Bench Top: Rubber Wood | Legs: Metal Powder Coated



Table



Bench


Rubber Wood Colours

- Walnut
- Natural Clear

Powder Coating Colours

- Black
- Dark Grey
- Moon Light Grey






Fabrics & Finishes

Fabric Shades

SF SERIES



SF-04 Trangerine Orange SF-05 Raven Black SF-07 Aqua Blue SF-08 Lavender Purple SF-11 Kiwi Green



SF-19 Canary Yellow SF-21 Ash Grey SF-25 Stone Grey SF-30 Ice Blue SF-31 Tulip Red

PUNCH SERIES















Punch 53347 Punch 54012 Punch 58736 Punch 55216 Punch 58705 Punch 54015



Punch 58633 Punch 52208 Punch 59138 Punch 54011 Punch 58735 Punch 56133

Leatherette

GRANAVO SERIES

					
FP-01 Black	FP-02 White	FP-03 Dark Grey	FP-04 Light Grey	FP-05 Yellow	FP-06 Light Green
					
FP-07 Dark Green	FP-08 Light Tan	FP-09 Dark Tan	FP-10 Mushroom	FP-11 Sea Blue	FP-12 Dark Blue

Powder Coating

		
Black	Dark Grey	Silver Grey
		
Moon Light Grey	Ivory	Feather White

Laminate

					
Classic Planked Walnut	Mangfall Beech	Choco Saw Line	Sandy Saw Line	Napa Oak	Sunoma Oak
					
Moldau Acacia D	Moldau Acacia L	Oxford Cherry	Thansau Maple	Chestnut Dark	Bavarian Beech
					
Thai Teak	White Teak	American Walnut	Intal Beach	Classic Walnut	Urban Teak
					
Gothic Grey	Slate Grey	Charcoal	Black	Lyons Walnut	Highland Pine
					
Everest White	Frosty White	Ivory	Silver Grey	Warm Grey	Metal Grey
					
Yellow	Electric Blue	Blood Red	Super White		

FEATHERLITE PRODUCTS (P) LTD.

16/A, Millers Road, Vasanthnagar, Bangalore - 560 052.

CUSTOMER CARE

080 4719 1010

sales.edu@featherlitefurniture.com

www.featherlitefurniture.com

Present in 66 locations

across India, also in Nepal, Sri Lanka, and U.A.E.



ONLINE STORE



STORE LOCATOR

